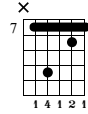


Herbie Hancock Voicing As Arpeggio on Guitar

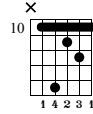
www.jenslarsen.nl

Jens Larsen

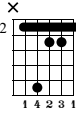
Am7(9,11)



Cmaj7(9,#11)



D7(9,#11)



Standard tuning

$\text{♩} = 120$

Example 1

Am7(9,11)

Example 1: Musical notation for Am7(9,11) in 4/4 time. The first measure shows a whole chord voicing (Am7(9,11)) with fingering 1 8. The second measure shows a similar voicing with fingering 2 8. Below the staff is a guitar TAB with fret numbers for each string: 7 8 7 10 7 5 for the first measure, and 7 8 7 10 7 5 for the second measure.

Example 2 - Lower part of the chord

Example 2: Musical notation showing the lower part of the Am7(9,11) chord. The first measure shows a whole chord voicing with fingering 3. The subsequent measures show arpeggiated patterns starting from the lower part of the chord. Below the staff is a guitar TAB with fret numbers: 10 7 5 for the first measure, and 5 7 5, 9 7 8, 5 7 7, 8 9 7 for the following measures.

Example 3 - Higher part of the chord

Example 3: Musical notation showing the higher part of the Am7(9,11) chord. The first measure shows a whole chord voicing with fingering 5. The subsequent measures show arpeggiated patterns starting from the higher part of the chord. Below the staff is a guitar TAB with fret numbers: 7 8 7 for the first measure, and 7 9 10, 7 8 9, 7 8 10, 10 12 12 for the following measures.

Example 4 - The Arpeggio

Example 4: Musical notation showing the full arpeggio of the Am7(9,11) chord. The first measure shows a whole chord voicing with fingering 7. The subsequent measures show the arpeggiated pattern. Below the staff is a guitar TAB with fret numbers: 7 8 7 10 7 5 for the first measure, and 5 7 10 7 8 7 10 for the following measures.

Example 5 - II V I lick with this arpeggio

Example 5: Musical notation showing a II V I lick using the Am7(9,11) arpeggio. The first measure is Am7 (fingering 9), the second is D7 (fingering 10), and the third is Gmaj7 (fingering 11). Below the staff is a guitar TAB with fret numbers: 5 7 10 7 8 7 10 6 for the first measure, 7 8 6 7 8 9 8 6 for the second, and 7 for the third.

Example 6 - Open voiced triads on 3 strings

T
A
B

5 7 10 7 9 12 8 10 14 10 12 16 | 12 14 17 14 15 19

Example 7 - Derived Cmaj7#11

Cmaj7(9,#11)

T
A
B

10 12 11 14 10 10 12 14 11 12 10 14 | 8 10 14 11 12 10 14

Example 8 - Derived D7(#11)

D7(9,#11)

T
A
B

12 13 13 16 12 12 13 16 13 13 12 16 | 10 12 16 13 13 12 16

Example 9 - Derived Cmaj7#11 V2

T
A
B

7 10 9 12 10 8 10 12 9 10 7 12 | 8 10 12 9 10 7 12

Example 10 - Derived D7(#11) V2

T
A
B

8 12 11 14 12 10 12 14 11 12 8 14 | 10 12 14 11 12 8 14