

# 3 Important Exercises

for Jazz Guitar Beginners To Get Started

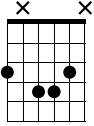
Jens Larsen

Standard tuning

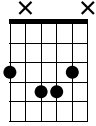
♩ = 120

## Example 1

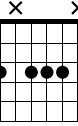
Gmaj7



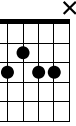
Gmaj7



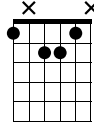
Gm7



C7



Fmaj7

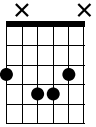


Musical notation for Example 1, 4/4 time signature, key of G major. The exercise consists of five measures, each containing a chord voicing. The fretboard diagrams above show the fingerings for each chord. The tablature below the staff indicates the fret numbers for each string.

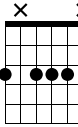
T	3	3	3	3	1
A	4	4	3	2	2
B	4	4	3	3	2
	3	3	3	3	1

## Example 2

Gmaj7



Gm7



Musical notation for Example 2, 4/4 time signature, key of G major. The exercise consists of two measures. The first measure contains a melodic line with a descending eighth-note pattern. The second measure contains a whole note chord voicing. The fretboard diagrams above show the fingerings for each chord. The tablature below the staff indicates the fret numbers for each string.

T	7	8	7	9	7	10	9	7	8
A									
B									

## Example 3

Gmaj7

Gm7

C7

Fmaj7

Musical notation for Example 3, 4/4 time signature, key of G major. The exercise consists of four measures, each containing a melodic line with a descending eighth-note pattern. The fretboard diagrams above show the fingerings for each chord. The tablature below the staff indicates the fret numbers for each string.

T	7	8	7	9	9	7	8	10	11	8	10	8	10	8	9	10	7	8	10	7
A																				
B																				

Empty musical notation for Example 3, 4/4 time signature, key of G major. The staff and tablature are blank.

T																				
A																				
B																				

Example 4a - You Stepped Out Of A Dream - 2-note solo

**Cmaj7** **D♭maj7**

TAB: 8 9 8 8 9 | 8 8 9 8 | 10 10 9 9 10 | 9 9 10 9 9 10

**B♭m7** **E♭7** **A♭maj7**

TAB: (10) 11 10 10 11 | 10 11 10 10 10 | 8 10 8 8 | 10 8 8

Example 4b - Notes for the chords in 4a

**Cmaj7** **D♭maj7** **B♭m7** **E♭7** **A♭maj7**

TAB: 8 | 9 10 | 10 11 | 8 10 | 8 10

Example 5a

**Cmaj7**

TAB: 8 | 8 9 8 7 10

Example 5b

**Cmaj7**

TAB: 10 9 8 7 8 9

Example 6 - Ladybird

**Cmaj7** **Fm7** **B♭7** **Cmaj7**

TAB: 7 11 10 9 8 7 10 9 | 8 9 9 7 10 11 7 8 11 | 10 8 10 8 7 10 9 8 | 10 9 8 11 8 9 10 7 7