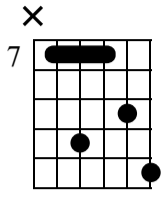


3 Reasons Your Comping Sucks and How To Fix It

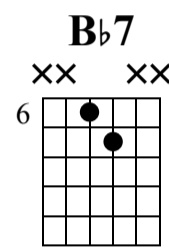
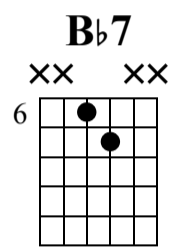
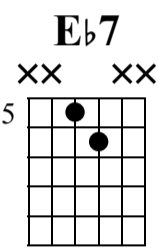
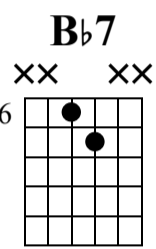
Jens Larsen

Cmaj(9,#9,b13)

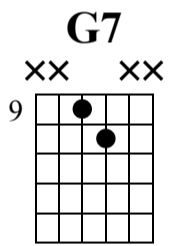
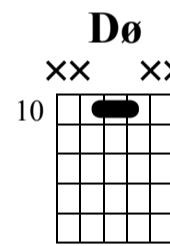
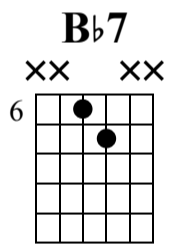
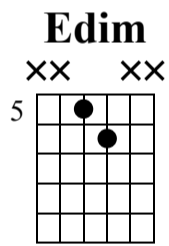
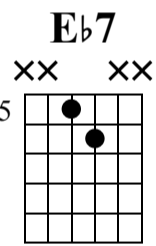


Musical notation for Cmaj(9,#9,b13) in 4/4 time. The staff shows a treble clef with a key signature of one sharp (F#) and a 4/4 time signature. The first measure contains a whole note chord. The second and third measures contain whole rests. Below the staff is a TAB line with the following fret numbers: 11, 9, 7, 10, 7.

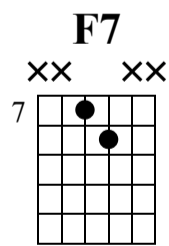
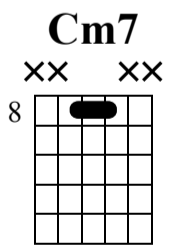
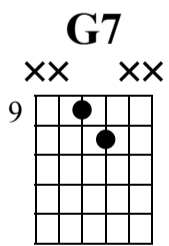
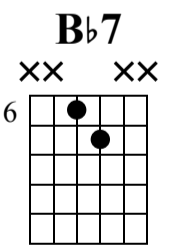
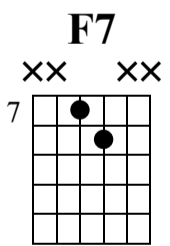
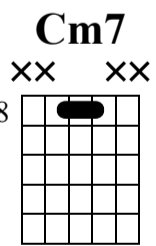
Example - Bb Blues with Shell-voicings



Musical notation for Bb Blues with shell voicings in Bb major, 4/4 time. The staff shows a treble clef with a key signature of two flats (Bb) and a 4/4 time signature. The first four measures each contain a whole note chord. The TAB line below shows the fret numbers for each measure: 7, 6, 6, 5, 7, 6, 7, 6.



Musical notation for Bb Blues with various shell voicings in Bb major, 4/4 time. The staff shows a treble clef with a key signature of two flats (Bb) and a 4/4 time signature. The first five measures each contain a whole note chord. The TAB line below shows the fret numbers for each measure: 6, 5, 6, 5, 7, 6, 10, 10, 10, 9.



Musical notation for Bb Blues with various shell voicings in Bb major, 4/4 time. The staff shows a treble clef with a key signature of two flats (Bb) and a 4/4 time signature. The first six measures each contain a whole note chord. The TAB line below shows the fret numbers for each measure: 8, 8, 8, 7, 7, 6, 10, 9, 8, 8, 8, 7.

Example - Comping Bb Blues with Shell-voicings

Bb7 **Eb7** **Bb7** **Bb7**

TAB: 7 7 7 6 6 6 | 6 6 5 5 | 7 7 6 6 | 7 7 7 6 6 5

Eb7 **Edim** **Bb7** **Dø** **G7**

TAB: 6 6 5 5 | 6 6 6 5 7 | (7) 7 7 (6) 6 6 | 10 10 10 10 10 9

Cm7 **F7** **Bb7** **G7** **Cm7** **F7** **Bb7**

TAB: 8 8 8 8 | 8 8 8 7 7 7 | 7 10 8 8 (8) 8 8 (8) 7 7 | 7 6

Bb7

TAB: 7 6 7 7

Example Riff Rhythm

TAB: x x x

Example - Riff through the Bb Blues

Bb7 **Eb7** **Bb7** **Bb7**

6 5 6 6

TAB: x — x-x x — x-x x — x-x x — x-x

Eb7 **Edim** **Bb7** **Dø** **G7**

5 5 6 10 7

TAB: x — x-x x — x-x x — x-x x — x-x

Cm7 **F7** **Bb7** **G7** **Cm7** **F7**

8 7 6 8 8 7

TAB: x — x-x x — x-x x — x-x x — x-x

Example Riff - Short notes

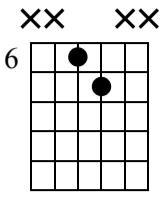
Bb7

6

TAB: 7 6 7 6 7 6

Example Riff - Long notes

B \flat 7



Musical notation for the first system. The top staff is a treble clef with a key signature of two flats (B \flat 7). The first measure contains a whole note chord (B \flat 7), a half note chord (B \flat 7), a quarter note chord (B \flat 7), and a quarter note chord (B \flat 7). The second measure contains a whole rest. The bottom staff is a guitar TAB with fret numbers 7, 6, 7, 6, 7, 6 under the strings.

Empty musical notation for the second system, consisting of a treble clef staff and a guitar TAB staff.

Empty musical notation for the third system, consisting of a treble clef staff and a guitar TAB staff.

Empty musical notation for the fourth system, consisting of a treble clef staff and a guitar TAB staff.

Empty musical notation for the fifth system, consisting of a treble clef staff and a guitar TAB staff.

Example - Bad Melody

Dm7

G7(b9)

Cmaj7

Musical notation for the 'Bad Melody' example. The top staff is a treble clef. The first two measures show a Dm7 chord with a melodic line (D5, E5, F5, G5). The next two measures show a G7(b9) chord with a melodic line (G4, A4, B4, C5). The final two measures show a Cmaj7 chord with a melodic line (C4, E4, G4, B4). The bottom staff is a guitar TAB with fret numbers: 5, 3, 3, 3 for Dm7; 4, 3, 4, 3 for G7(b9); and 3, 3, 4, 2 for Cmaj7.

Example - Good Melody

Dm7 **G7(b13)** **Cmaj7**

Free time

Example - Chord Melody of There Will Never Be Another You

Bb7 **Ebmaj7** **Dø**

G7(b13) **Cm7** **Bbm7** **Eb7**

Example - Blues with Motivic Development, Call-Response and Chord Soloing

Bb7 **Eb7** **Bb7** **Bb7alt**

E \flat 7 **E \dim** **B \flat 7** **D \emptyset** **G7(b9)**

TAB: 6 6 6 6 4 4 | 9 6 | 8 8 8 8 6 8 | 15 13 13 10
 6 6 6 6 6 6 | 8 6 | 7 7 7 7 7 7 | 13 13 12 9
 5 5 5 5 5 5 | 8 5 | 6 6 6 6 6 6 | 13 13 13 10
 5 5 5 5 5 5 | 8 5 | 6 6 6 6 6 6 | 12 12 10 9

C \flat 7 **F7alt** **B \flat 7** **G7** **C \flat 7** **F7alt**

TAB: 8 6 4 6 | 7 7 7 7 7 7 | 6 6 7 7 | 10 9 9 9
 8 5 3 3 | 8 8 8 8 8 8 | 8 8 6 6 | 8 9 9 9
 8 5 3 3 | 7 7 7 7 7 7 | 7 7 7 7 | 8 8 8 8
 8 5 3 3 | 7 7 7 7 7 7 | 6 6 6 6 | 8 7 7 7

B \flat 7 **E \flat 7** **B \flat 7** **G7** **C \flat 7** **F7alt**

TAB: 6 7 8 6 6 6 5 | 6 6 6 6 5 | 6 6 6 5 6 | 6 8 7 9
 7 6 7 7 6 6 | 6 6 6 6 6 | 7 7 6 5 6 | 5 8 7 7
 6 5 6 6 6 | 5 5 5 5 | 6 6 6 5 6 | 6 6 6 6
 6 5 6 6 6 | 5 5 5 5 | 6 6 6 5 6 | 6 6 6 6

E \flat 7 **E \dim** **B \flat 7** **D \emptyset** **G7**

TAB: 8 8 6 6 6 6 | 5 5 6 6 5 | 6 6 6 4 3 | 6 6 4 4
 6 6 6 6 6 6 | 5 5 6 6 5 | 5 5 5 5 | 5 5 4 4
 5 5 6 6 6 6 | 5 5 6 6 5 | 6 6 6 6 | 6 6 4 4
 5 5 6 6 6 6 | 5 5 6 6 5 | 6 6 6 6 | 6 6 3 3

C \flat 7 **F7** **B \flat 7** **G7** **C \flat 7** **F7** **B \flat 7**

TAB: 4 6 8 | 9 7 9 | 6 8 7 10 | 11 10 8 11 10 8 | 7 5 | 6 7
 3 5 8 | 8 8 8 | 7 6 6 9 | 8 8 8 8 8 8 | 6 7 | 7
 3 5 8 | 7 7 7 | 6 6 6 9 | 8 8 8 8 8 8 | 6 6 | 6
 3 5 8 | 7 7 7 | 6 6 6 9 | 8 8 8 8 8 8 | 6 6 | 6