

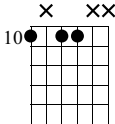
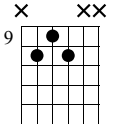
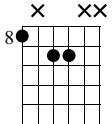

# 5 Basic Jazz Chord Exercises You Want To Know

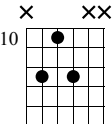
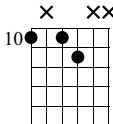
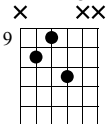

Jens Larsen

Standard tuning

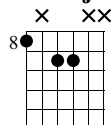
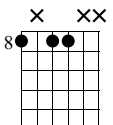
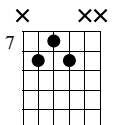
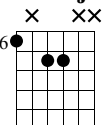
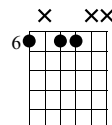
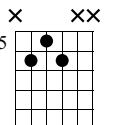

♩ = 120

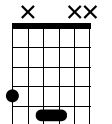
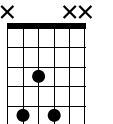
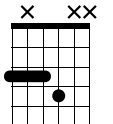
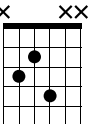
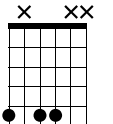
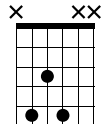
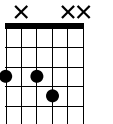

## Example 1 - 6 Basic Jazz Chords in 30 seconds

<b>Dm7</b> 	<b>G7</b> 	<b>Cmaj7</b> 																		
																				
<table border="0"> <tr><td>T</td><td>10</td></tr> <tr><td>A</td><td>10</td></tr> <tr><td>B</td><td>10</td></tr> </table>	T	10	A	10	B	10	<table border="0"> <tr><td>T</td><td>10</td></tr> <tr><td>A</td><td>9</td></tr> <tr><td>B</td><td>10</td></tr> </table>	T	10	A	9	B	10	<table border="0"> <tr><td>T</td><td>9</td></tr> <tr><td>A</td><td>9</td></tr> <tr><td>B</td><td>8</td></tr> </table>	T	9	A	9	B	8
T	10																			
A	10																			
B	10																			
T	10																			
A	9																			
B	10																			
T	9																			
A	9																			
B	8																			

<b>Am7</b> 	<b>D7</b> 	<b>Gmaj7</b> 																		
																				
<table border="0"> <tr><td>T</td><td>12</td></tr> <tr><td>A</td><td>10</td></tr> <tr><td>B</td><td>12</td></tr> </table>	T	12	A	10	B	12	<table border="0"> <tr><td>T</td><td>11</td></tr> <tr><td>A</td><td>10</td></tr> <tr><td>B</td><td>10</td></tr> </table>	T	11	A	10	B	10	<table border="0"> <tr><td>T</td><td>11</td></tr> <tr><td>A</td><td>9</td></tr> <tr><td>B</td><td>10</td></tr> </table>	T	11	A	9	B	10
T	12																			
A	10																			
B	12																			
T	11																			
A	10																			
B	10																			
T	11																			
A	9																			
B	10																			

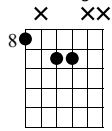
## Exercise 1 - Shell-voicings on Afternoon in Paris

<b>Cmaj7</b> 	<b>Cm7</b> 	<b>F7</b> 	<b>B♭maj7</b> 	<b>B♭m7</b> 	<b>E♭7</b> 																																				
																																									
<table border="0"> <tr><td>T</td><td>9</td></tr> <tr><td>A</td><td>9</td></tr> <tr><td>B</td><td>8</td></tr> </table>	T	9	A	9	B	8	<table border="0"> <tr><td>T</td><td>8</td></tr> <tr><td>A</td><td>8</td></tr> <tr><td>B</td><td>8</td></tr> </table>	T	8	A	8	B	8	<table border="0"> <tr><td>T</td><td>8</td></tr> <tr><td>A</td><td>7</td></tr> <tr><td>B</td><td>8</td></tr> </table>	T	8	A	7	B	8	<table border="0"> <tr><td>T</td><td>7</td></tr> <tr><td>A</td><td>7</td></tr> <tr><td>B</td><td>6</td></tr> </table>	T	7	A	7	B	6	<table border="0"> <tr><td>T</td><td>6</td></tr> <tr><td>A</td><td>6</td></tr> <tr><td>B</td><td>6</td></tr> </table>	T	6	A	6	B	6	<table border="0"> <tr><td>T</td><td>6</td></tr> <tr><td>A</td><td>5</td></tr> <tr><td>B</td><td>6</td></tr> </table>	T	6	A	5	B	6
T	9																																								
A	9																																								
B	8																																								
T	8																																								
A	8																																								
B	8																																								
T	8																																								
A	7																																								
B	8																																								
T	7																																								
A	7																																								
B	6																																								
T	6																																								
A	6																																								
B	6																																								
T	6																																								
A	5																																								
B	6																																								

<b>A♭maj7</b> 	<b>Dm7</b> 	<b>G7</b> 	<b>Cmaj7</b> 	<b>Am7</b> 	<b>Dm7</b> 	<b>G7</b> 																																										
																																																
<table border="0"> <tr><td>T</td><td>5</td></tr> <tr><td>A</td><td>5</td></tr> <tr><td>B</td><td>4</td></tr> </table>	T	5	A	5	B	4	<table border="0"> <tr><td>T</td><td>5</td></tr> <tr><td>A</td><td>3</td></tr> <tr><td>B</td><td>5</td></tr> </table>	T	5	A	3	B	5	<table border="0"> <tr><td>T</td><td>4</td></tr> <tr><td>A</td><td>3</td></tr> <tr><td>B</td><td>3</td></tr> </table>	T	4	A	3	B	3	<table border="0"> <tr><td>T</td><td>4</td></tr> <tr><td>A</td><td>2</td></tr> <tr><td>B</td><td>3</td></tr> </table>	T	4	A	2	B	3	<table border="0"> <tr><td>T</td><td>5</td></tr> <tr><td>A</td><td>5</td></tr> <tr><td>B</td><td>5</td></tr> </table>	T	5	A	5	B	5	<table border="0"> <tr><td>T</td><td>5</td></tr> <tr><td>A</td><td>3</td></tr> <tr><td>B</td><td>5</td></tr> </table>	T	5	A	3	B	5	<table border="0"> <tr><td>T</td><td>4</td></tr> <tr><td>A</td><td>3</td></tr> <tr><td>B</td><td>3</td></tr> </table>	T	4	A	3	B	3
T	5																																															
A	5																																															
B	4																																															
T	5																																															
A	3																																															
B	5																																															
T	4																																															
A	3																																															
B	3																																															
T	4																																															
A	2																																															
B	3																																															
T	5																																															
A	5																																															
B	5																																															
T	5																																															
A	3																																															
B	5																																															
T	4																																															
A	3																																															
B	3																																															

### Charleston Rhythm with Cmaj7 chord

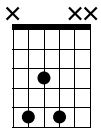
**Cmaj7**



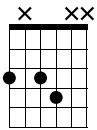
Musical notation for Charleston Rhythm with Cmaj7 chord. The first staff shows a treble clef with a 4/4 time signature and a key signature of one flat. The rhythm consists of eighth notes and quarter notes. The second staff shows the guitar tablature with fret numbers 9, 9, 8, 9, 9, 8.

### Example 3 - Charleston Rhythm on Satin Doll

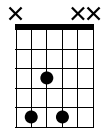
**Dm7**



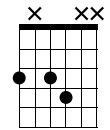
**G7**



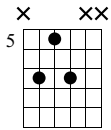
**Dm7**



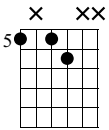
**G7**



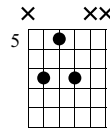
**Em7**



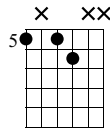
**A7**



**Em7**

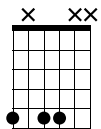


**A7**

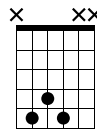


Musical notation for Charleston Rhythm on Satin Doll (Example 3). The first staff shows a treble clef with a 4/4 time signature and a key signature of one flat. The rhythm consists of eighth notes and quarter notes. The second staff shows the guitar tablature with fret numbers 5, 4, 5, 4, 7, 6, 7, 6, 5, 3, 5, 3, 7, 5, 7, 5.

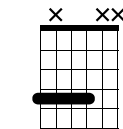
**Am7**



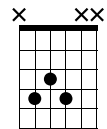
**D7**



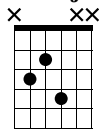
**Abm7**



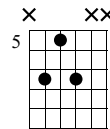
**Db7**



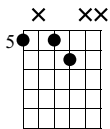
**Cmaj7**



**Em7**



**A7**



Musical notation for Charleston Rhythm on Satin Doll (Example 3). The first staff shows a treble clef with a 4/4 time signature and a key signature of one flat. The rhythm consists of eighth notes and quarter notes. The second staff shows the guitar tablature with fret numbers 5, 5, 4, 4, 4, 4, 4, 4, 7, 6, 5, 5, 7, 5.

Blank musical notation for guitar, showing a treble clef and a guitar tablature staff with fret numbers T, A, B.

Blank musical notation for guitar, showing a treble clef and a guitar tablature staff with fret numbers T, A, B.

Example 4 - Two-layer Groove on Take The A-train

**Cmaj7**  
x xx

**D7**  
x xx

T	9	9	9	9	9	11	11	11	11	11
A	9	9	9	9	9	10	10	10	10	10
B	8	8	8	8	8	10	10	10	10	10

**Dm7**  
x xx

**G7**  
x xx

**Cmaj7**  
x xx

**Dm7**  
x xx

**G7**  
x xx

T	10	10	10	10	10	9	9	9	10	10
A	10	10	10	10	10	9	9	9	10	10
B	10	10	10	10	10	8	8	8	10	10

Example 5 - Shell-voicings with an extension

**Fmaj7(9)**  
x x

**G7(9)**  
x x

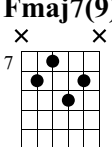
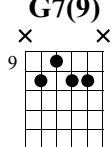
**Gm7(9)**  
x x


**Gb7(9)**  
x x

T	8	10	10	9
A	9	10	10	9
B	7	9	8	8
B	8	10	10	9

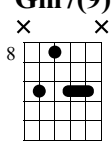
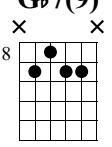
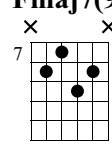
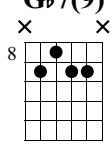
T				
A				
B				


Example 6 - Girl From Ipanema

**Fmaj7(9)**  **G7(9)** 



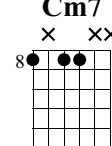
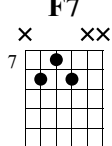
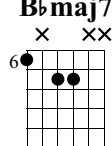
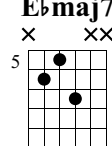
T 8 8 8 8 8 8 10 10 10 10 10 10  
 A 9 9 9 9 9 9 10 10 10 10 10 10  
 B 7 7 7 7 7 7 9 9 9 9 9 9  
 8 8 8 8 8 8 10 10 10 10 10 10


**Gm7(9)**  **Gb7(9)**  **Fmaj7(9)**  **Gb7(9)** 



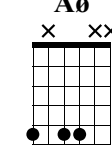
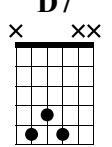
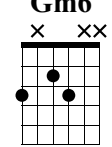
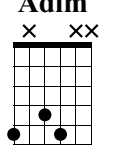
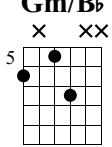
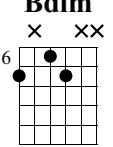
T 10 10 10 9 9 9 8 8 8 9 9 9  
 A 10 10 10 9 9 9 9 9 9 9 9 9  
 B 8 8 8 8 8 8 7 7 7 8 8 8  
 10 10 10 9 9 9 8 8 8 9 9 9


Example 7 - Walking Bass and Chords on Autumn Leaves

**Cm7**  **F7**  **Bbmaj7**  **Ebmaj7** 



T 8 8 7 7 7 7 6 5  
 A 8 8 7 7 7 7 6 5  
 B 8 5 6 7 8 7 6 5  
 8 5 6 7 8 7 6 5

**Aø**  **D7**  **Gm6**  **Adim**  **Gm/Bb**  **Bdim** 



T 5 5 3 5 3 2 5 7 7 7  
 A 5 5 3 5 4 3 5 5 5 5  
 B 5 3 6 4 5 4 3 5 4 5 6 7 7  
 5 3 6 4 5 4 3 5 4 5 6 7 7

