

5 Chords You Need To Use More

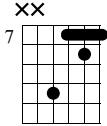
Jens Larsen

Standard tuning

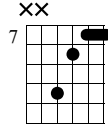
♩ = 120

Example 1a - As a m7(9,11)

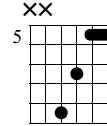
Am7(9,11)



D7(13b9)



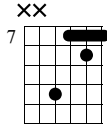
G⁶/9



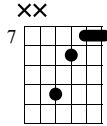
Musical notation for Example 1a. Treble clef, key signature of one sharp (F#), 4/4 time. The first measure contains the Am7(9,11) chord, the second the D7(13b9) chord, and the third the G⁶/9 chord. Below the staff are guitar tablature lines for strings T, A, B with fret numbers 7, 8, 7, 10 for the first measure; 7, 8, 10 for the second; and 5, 5, 7, 9 for the third.

Example 1b - As a m7(9,11)

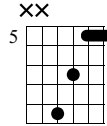
Am7(9,11)



D7(13b9)



G⁶/9

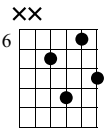


Musical notation for Example 1b. Treble clef, key signature of one sharp (F#), 4/4 time. The first measure contains the Am7(9,11) chord, the second the D7(13b9) chord, and the third the G⁶/9 chord. The notation includes a melodic line with a 'let ring' instruction and a dashed line with a bar line. Below the staff are guitar tablature lines for strings T, A, B with fret numbers 7, 8, 7, 10 for the first measure; 7, 8, 10 for the second; and 5, 5, 7, 9 for the third. A (7) is written in parentheses in the final measure of the tablature.

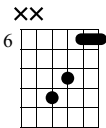
Blank musical notation and guitar tablature lines for strings T, A, B.

Example 2 - as a Maj7 chord

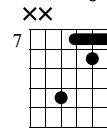
Dm7



D^b7



Cmaj7



Musical notation for Example 2. Treble clef, key signature of one sharp (F#), 4/4 time. The first measure contains the Dm7 chord, the second the D^b7 chord, and the third the Cmaj7 chord. The notation includes a melodic line with a 'let ring' instruction and a dashed line with a bar line. Below the staff are guitar tablature lines for strings T, A, B with fret numbers 8, 6, 9, 8 for the first measure; 6, 8, 9, 8 for the second; and 7, 8, 7, 9 for the third.

Example 3 - Maj7(9,13)

Cmaj7(9,13) **Bb7(9,13)** **Cmaj7(9)**

TAB: 5 7 9 | 3 5 6 | 5 7 9

Example 4 - Dom7th(13b9)

Gm7(11) **C7(13b9)** **Fmaj7(9,13)**

TAB: 8 6 8 | 5 5 5 | 5 3 5 | 7 8 7 | 7 7 7 | (3)

TAB

Example 5 - same voicing but as a diminished chord

Cmaj7 **Ebdim** **Dm7** **G7** **Em7**

TAB: 7 8 8 7 | 7 7 8 8 7 | 6 6 6 | 6 10 10 9 8 | 8 7 9

Example 6 - Altered Dominant with Magic Chord

Cm7(11,13)
xx
5

F7(b13#9)
xx
4

Bbmaj7(9)
xx
5

let ring-----4

T
A
B

Example 7 - IIø and tonic minor chords with Magic Chord

F#ø(11)
xx
7

B7(13b9)
xx
7

Em⁶/9
xx
5

Em⁶/9
xx

T
A
B

T
A
B

Example 8 - IIø with Dom7th(#5) voicings

Bø(9)
xx
9

Bø(9)
xx
6

E7(b13#9)
xx
6

Am⁶/9
xx
4

T
A
B

Example 9 - Tonic minor with Dom7th(#5) voicings

F#o(11) **B7(b13#9)** **EmMaj7(13)** **EmMaj7(13)** **EmMaj7(13)**

The diagrams show the following fret positions: F#o(11) at fret 7, B7(b13#9) at fret 7, EmMaj7(13) at fret 11, EmMaj7(13) at fret 8, and EmMaj7(13) at fret 4.

The musical notation is in treble clef with a key signature of one sharp (F#). The sequence of notes is: F#4, A4, B4, C5, B4, A4, G4, F#4, E4, D4, C4. The guitar tablature below shows the fretting for each note: 7, 7, 7, 8, 10, 8, 11, 12, 9, 8, 7, 4, 6, 5.

T 7 7 7 8 10 8 11 12 9 8 7
A 7 7 7 8 8 8 12 12 8 8 4
B 9 10 7 7 11 9 9 8 8 6 5