

# 5 Levels of ATTY - Rotem Sivan

Jens Larsen

Standard tuning

♩ = 88

## Level 1 - Beautiful Minimalist Approach

**Fm**

**Bbm**

**Eb**

**Ab**

**Db**

**G**

**C**

## Level 2 - Full Chords

**Fm7**

**Bbm7**

**Eb7**

**Abmaj7**

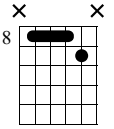
**Dbmaj7**

**G7**

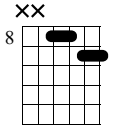
**Cmaj7**

Level 3 - More Color

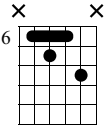
Fm7(11)



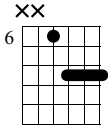
Bm7(11)



Eb7(b5)

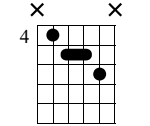


Abmaj7

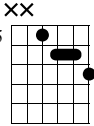


Musical notation for Level 3 exercises. The first row shows four chords in treble clef: Fm7(11), Bm7(11), Eb7(b5), and Abmaj7. The second row shows the corresponding guitar tablature for each chord.

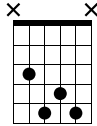
Dbmaj7(b5)



G7(b5)



Cmaj7



Musical notation for Level 3 exercises. The first row shows three chords in treble clef: Dbmaj7(b5), G7(b5), and Cmaj7. The second row shows the corresponding guitar tablature. The third row shows a melodic line with a triplet and a phrase, with fingerings and breath marks (H, P) indicated.

Short example before Level 4

Fm7

Bbm7

Musical notation for a short example. The first row shows a melodic line in treble clef. The second row shows the corresponding guitar tablature.

Level 4 - Counterpoint

Fm7

Bbm7

Eb7

Abmaj7

Musical notation for Level 4 - Counterpoint. The first row shows a complex melodic line in treble clef. The second row shows the corresponding guitar tablature.

Dbmaj7

G7

Cmaj7

Musical notation for Level 4 - Counterpoint. The first row shows a complex melodic line in treble clef. The second row shows the corresponding guitar tablature.

Example of a supporting counter melody

**Fm7** **Bbm7** **Eb7** **Abmaj7**

T  
A  
B

8 10 11 10 | 8 10 11 10 | 8 8 6 5 | 6 5 8 6

**Dbmaj7** **G7** **Cmaj7**

T  
A  
B

3 4 3 6 | 5 3 5 3 | 2 3 5 2 3 5 |

Level 4.5 - Freely

**Fm7** **Bbm7** **Eb7** **Abmaj7**

T  
A  
B

9 9 9 9 9 9 9 9 | 9 9 9 9 9 9 9 9 | 8 8 8 8 8 8 8 8 | 8 8 8 8 8 8 8 8

8 10 11 10 10 8 10 | 6 8 9 6 | 6 5 8 6 8 | 6 5 6 5 6 6 8 6 8 4

**Dbmaj7** **G7** **Cmaj7**

T  
A  
B

6 6 6 6 6 6 6 6 | 6 6 6 6 6 6 6 6 | 5 4 5 4 5 4 5 4 | 5 6 7 8 8 8 8 8

4 3 6 6 5 6 7 | 5 4 5 3 5 3 5 | 3 2 | 3 5 6 7

10th Intervals Breakdown

**C** **Dm** **Ebm** **Em** **C/E**

x xx x | x xx xx xx x | x xx xx xx | x xx xx xx

5 6 7 7

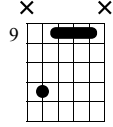
T  
A  
B

5 4 5 6 7 | 8 8 |

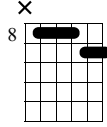
3 2 3 5 6 | 7 7 |

Level 5 - Out into Color Space

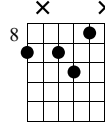
**A<sup>♭</sup>maj7(9)**



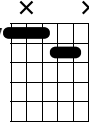
**B<sup>♭</sup>m7**



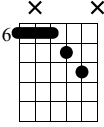
**D<sup>♭</sup>7**



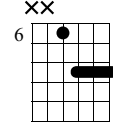
**B7**



**B<sup>♭</sup>7**



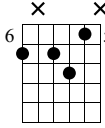
**A<sup>♭</sup>maj7**



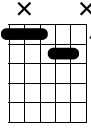
Musical notation for the first system, including a treble clef staff with notes and a guitar tablature staff with fret numbers for strings T, A, and B.

T	9	9	9	8	8	8	9	8	8
A	9	8	8	10	8	7	8	8	8
B	12	8	9	9	7	6	6	6	8

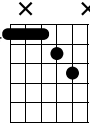
**B7**



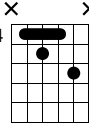
**A7**



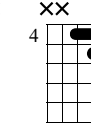
**A<sup>♭</sup>maj7**



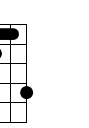
**D<sup>♭</sup>7**



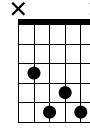
**Cdim**



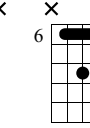
**Cmaj7**



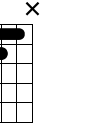
**E<sup>♭</sup>maj7**



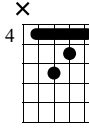
**D<sup>♭</sup>maj7**



**Bmaj7**



**Cmaj7**



Musical notation for the second system, including a treble clef staff with notes, triplets, and a guitar tablature staff with fret numbers and a hammer-on (H) symbol.

T	6	6	6	6	7	7	5	6	6	4	4	2	4	2	7
A	8	6	5	4	4	7	4	7	8	6	4	3	4	4	8
B	7	5	4	4	4	10	5	8	6	4	2	4	4	7	7
	7	5	4	4			3	6	4			2	7		8