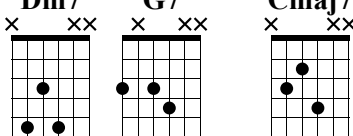
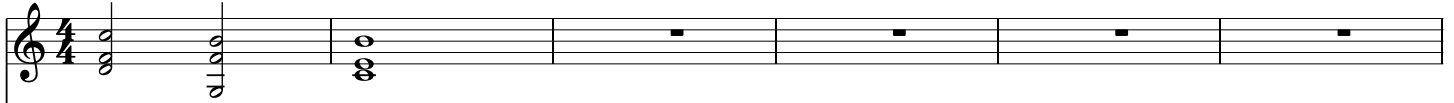


# Hacking Jazz Chords With Rotem

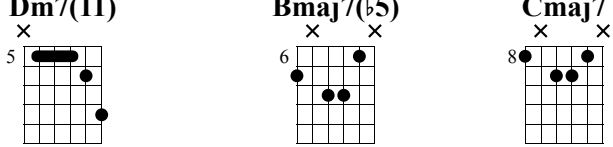
Example 1


**Dm7** **G7** **Cmaj7**  




T 5 4 4 4 4 4 4 4  
 A 5 3 3 3 3 3 3 3  
 B 5 3 3 3 3 3 3 3

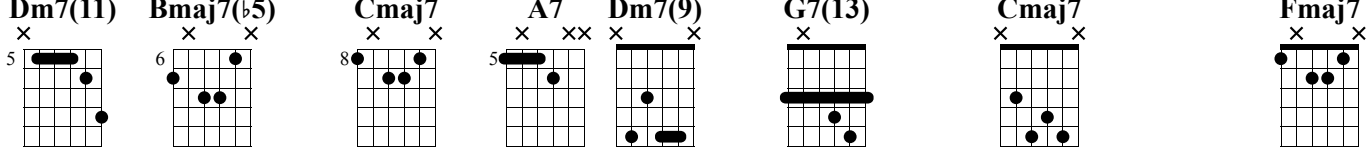
Example 2


**Dm7(11)** **Bmaj7(b5)** **Cmaj7**  




T 8 5 6 8 6 8 7 10  
 A 8 8 8 8 8 8 9 9  
 B 5 7 7 8 8 8 8 8

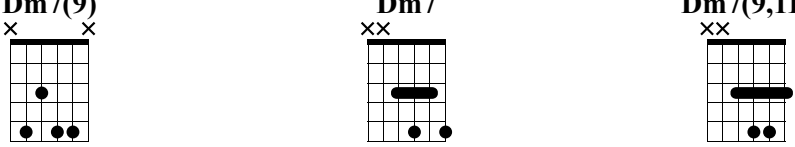
Example 3


**Dm7(11)** **Bmaj7(b5)** **Cmaj7** **A7** **Dm7(9)** **G7(13)** **Cmaj7** **Fmaj7**  




T 8 5 6 8 6 8 5 4 5 3 5 6 5 4 5 1  
 A 8 8 8 8 8 8 5 4 3 4 6 4 5 2 2  
 B 5 7 8 9 9 8 5 3 3 3 5 4 2 2

Example 4

**Dm7(9)** **Dm7** **Dm7(9,11)**  




T 5 5 3 3  
 A 5 3 3 3  
 B 5 3 3 3

**Example 5**

**Dm7(9)**
**A $\flat$ m7(9)**
**D $\flat$ 7( $\flat$ 9)**
**Cmaj7**

T	5	3	6	6	4	3		
A	5	5	4	3	4	5		
B	5	3	4	4	4	4	6	

**Example 6**

**Fmaj7(9)**
**Em7**
**E $\flat$ maj7**
**D $\flat$ 6**
**Cmaj7(9)**

T	8	7	8	7	5	7	3	5	4	2	3
A	9	9	7	7	5	5	7	3	4	4	
B	8	8	7	7	6	5	4	3	3	3	

**Example 7**

**E $\flat$ maj7**
**D $\flat$ maj7**
**Cmaj7**

T								
A	7	5	5	4				
B	5	3	4	2				

**Example 8**

**E $\flat$ 6**
**D $\flat$ maj7**
**Cmaj7(9, #11)**

T	5	7	5	3	5	4	3	2
A	5	6	3	3	5	4	2	
B	6	6	4	4	4	3		

**Example 9**

**F#<sup>o</sup>** **B7(b13)** **Em7** **E<sup>b</sup>7(9)** **Dm7(9)** **D<sup>b</sup>7(9)** **C<sup>6</sup>/<sub>9</sub>Cmaj7(9 13)**

Musical notation for Example 9 showing a sequence of chords and a melodic line. The bass line includes fret numbers: 8, 10, 8, 8, 7, 7, 7, 5, 5, 5, 5, 3, 4, 3, 3, 3, 3, 2, 3, 7, 8, 7, 7, 8.

**Example 10**

**Dm7(11)** **Em7(11)** **Fm7(11)** **B<sup>b</sup>7(13)** **Cmaj7(9,13)**

Musical notation for Example 10 showing a sequence of chords and a melodic line. The bass line includes fret numbers: 8, 5, 7, 10, 8, 11, 8, 11, 8, 6, 7, 7, 5, 5, 9, 7, 5, 5.

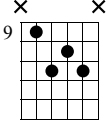
**Example 11**

**Dm7(9)** **E<sup>b</sup>maj7** **A<sup>b</sup>maj7** **D<sup>b</sup>6** **G7(b9)** **C**

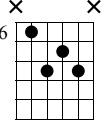
Musical notation for Example 11 showing a sequence of chords and a melodic line. The bass line includes fret numbers: 5, 5, 5, 6, 8, 6, 8, 5, 5, 3, 5, 4, 3, 1, 0, 2, 3, 3, 4, 3, 3.

**Example 12**

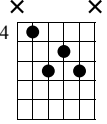
**G<sup>b</sup>maj7**



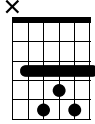
**E<sup>b</sup>maj7**



**D<sup>b</sup>maj7**



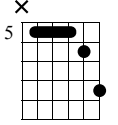
**Cmaj7**



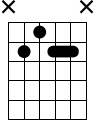
T 9 11 9 6 8 6 4 6 4 3  
 A 10 11 7 7 5 5 5 4 4 5  
 B 9 6 4 5 6 4 3 4 3 3

**Example 13**

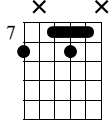
**Dm7(11)**



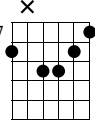
**G7(9)**



**F<sup>#</sup>dim/C**



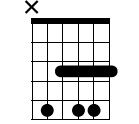
**Cmaj7**



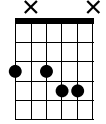
T 8 5 6 8 10 7 8 7  
 A 6 5 10 10 7 8 8 9  
 B 5 10 9 9 7 7 7 9 8 8

**Example 14**

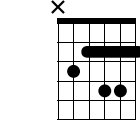
**Dm7(9,11)**



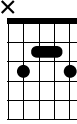
**G7(b13)**



**Cmaj7(#9,#11)**



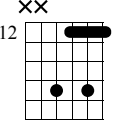
**C<sup>6</sup>/9**



T 3 4 2 3  
 A 5 4 4 3  
 B 5 3 2 2 3 3

**Example 15**

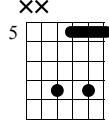
**Dm(9,11)**



T 12  
 A 15  
 B 12 15

**Example 16**

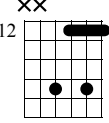
**Gm(9,11)**



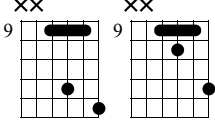
Musical notation for Example 16. The top staff is a treble clef with a G minor triad (Bb, D, F) on the 5th fret. The bottom staff shows the guitar fretboard with the following fingerings: T (5), A (8), B (5). The rhythm is a quarter note followed by three rests.

**Example 17**

**Dm(9,11)**



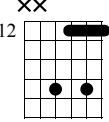
**G7(b9) G7(13b9)**



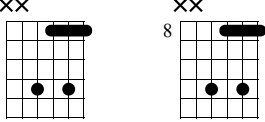
Musical notation for Example 17. The top staff shows a D minor triad (F, Ab, C) on the 12th fret, followed by a G7(b9) chord (B, D, F, Ab) on the 9th fret, and a G7(13b9) chord (B, D, F, B, Ab) on the 9th fret. The bottom staff shows the following fingerings: T (12), A (15), B (12) for Dm(9,11); T (13), A (9), B (12) for G7(b9); T (12), A (10), B (9) for G7(13b9). The rhythm is a quarter note followed by three rests.

**Example 18**

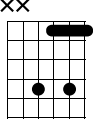
**Dm(9,11)**



**Dmaj7(9,13) Dbmaj7(9,13)**



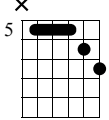
**Cmaj7(9,13)**



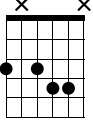
Musical notation for Example 18. The top staff shows a D minor triad (F, Ab, C) on the 12th fret, followed by a Dmaj7(9,13) chord (F#, A, C, F, B) on the 9th fret, a Dbmaj7(9,13) chord (F, Ab, C, F, Bb) on the 8th fret, and a Cmaj7(9,13) chord (E, G, B, E, G) on the 7th fret. The bottom staff shows the following fingerings: T (12), A (15), B (12) for Dm(9,11); T (9), A (12), B (11) for Dmaj7(9,13); T (8), A (11), B (11) for Dbmaj7(9,13); T (7), A (10), B (10) for Cmaj7(9,13). The rhythm is a quarter note followed by three rests.

**Example 19**

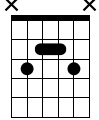
**Dm7(11,13)**



**G7(b13)**



**C6/9**



Musical notation for Example 19. The top staff shows a Dm7(11,13) chord (F, Ab, C, Bb) on the 5th fret, followed by a G7(b13) chord (B, D, F, Ab) on the 4th fret, and a C6/9 chord (E, G, B, C, E) on the 3rd fret. The bottom staff shows the following fingerings: T (7), A (6), B (5) for Dm7(11,13); T (4), A (4), B (3) for G7(b13); T (3), A (2), B (3) for C6/9. The rhythm is a quarter note followed by three rests.

Example 20

**Dm7** **G7** **Cmaj7**

Dm7: x xx, frets 2, 3, 5, 7  
 G7: x xx, frets 3, 5, 7, 2  
 Cmaj7: x xx, frets 1, 2, 3, 5

T  
A  
B

5 3 5 | 4 3 3 | 4 2 3 | | | | |

Example 21

**Dm7(11,13)** **G7(#9)** **Cmaj7(9,#11)**

Dm7(11,13): x, frets 5, 7, 9, 11, 13  
 G7(#9): x, frets 9, 11, 13, 7  
 Cmaj7(9,#11): x, frets 7, 9, 11, 13

T  
A  
B

7 5 6 8 11 9 11 | 10 7 8 | | | | |

Example 22

**Dm**

Dm: x xx, frets 7, 9, 11, 13

T  
A  
B

10 10 10 9 | 9 8 8 7 | | | | |

7 7 7 7 | 6 6 5 5 | | | | |

10 9 8 8 | 7 7 6 6 | | | | |

Example 23

**G/B** **C6**

G/B: x xx, frets 5, 7, 9, 11  
 C6: x xx, frets 1, 2, 3, 5

T  
A  
B

7 7 7 6 | 5 5 5 4 | 2 2 4 | | | | |

5 5 4 4 | 4 3 2 2 | 2 2 3 | | | | |

7 6 5 5 | 5 4 5 5 | | | | |

Example 24

**Dm**  
x xx

**C**  
x xx

T	10	9	9	8	7	7	7	6	5	5	5	5			
A	7	7	6	6	6	5	4	4	4	3	2	2			
B	10	8	7	7	7	6	5	5	5	4	5	3			

Example 25

**Dm**  
x xx

**C/G**  
x xx

T	10	10	9	9	7	6	6	6	5	5	5	5			
A	7	7	7	5	5	5	3	3	2	2	1	2			
B	10	8	8	6	6	6	4	5	5	4	4	3			

T															
A															
B															