

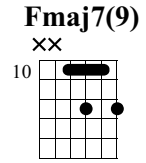
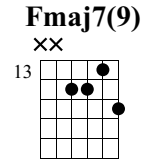
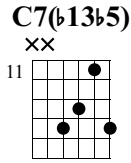
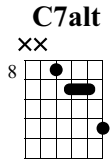
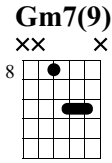
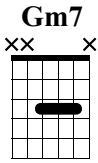
Chord Solos - You Can Make It Easy Like This

Jens Larsen

Standard tuning

♩ = 120

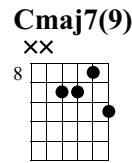
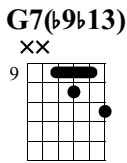
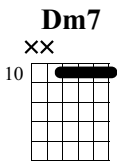
Example 1 - The Chord Solo Licks That Scare You



TAB: 3 5 6 10 8 | 11 9 11 14 14 | 15 14 13 12 10 12

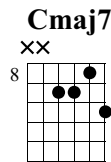
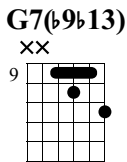
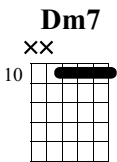
TAB: | | | | | |

Example 2 - This is enough for a Chord Solo Lick



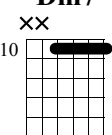
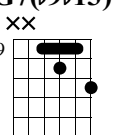
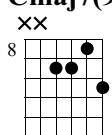



TAB: 10 10 10 10 | 11 9 10 9 | 10 8 9 9

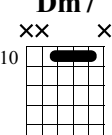
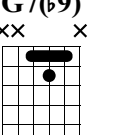
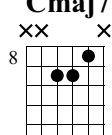



Example 3 - Simple But Effective Chord Solo Lick



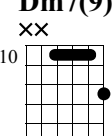
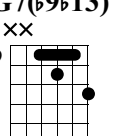
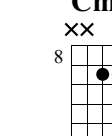

TAB: 10 13 12 10 12 10 | 11 9 11 9 10 | (10) 8 10 10

Example 4 - Less Notes More Options

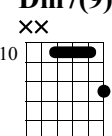
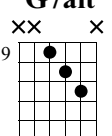
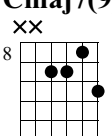

<p>Dm7</p> 	<p>G7(b9b13)</p> 	<p>Cmaj7(9)</p> 
		
<p>T 10 A 10 B 10</p>	<p>11 9 10 9</p>	<p>10 8 9 9</p>

<p>Dm7</p> 	<p>G7(b9)</p> 	<p>Cmaj7</p> 
		
<p>T 10 A 10 B 10</p>	<p>9 10 9</p>	<p>8 9 9</p>

Example 5 - Less Simple But Still Easy

<p>Dm7(9)</p> 	<p>G7(b9b13)</p> 	<p>Cmaj7</p> 
		
<p>T 12 A 10 B 10</p>	<p>11 9 10 9</p>	<p>(8) (9) (9)</p>

Example 6 - Arpeggio to Targets In Chord Solos

<p>Dm7(9)</p> 	<p>G7alt</p> 	<p>Cmaj7(9)</p> 
		
<p>T 12 A 10 B 10</p>	<p>11 10 9</p>	<p>(10) (8) (9)</p>

Example 7 - Super Easy Chormatic Chords That Sound Amazing!

Dm7 **G7(#9)** **Cmaj7**

10 9 8

TAB

	10	11	12		11	10	9	11		9		8	10	8	10	10
T	10	9	10	13	11	10	9	11		9		8	10	8	10	10
A	10	9	10	10	10	11	10	10		10		9	9	9	9	9
B	10	9	10	10	9	10	9	9		9		9	9	9	9	9

Example 8 - Two-Note Block Chords for Arpeggios

Dm7 **G7(b9b13)** **Cmaj7**

10 9 8

TAB

	12	10		12		11		7	11		10		10	8	
T	10	10	13	10	10	11	9	9	11		8		10	8	
A	10	10	10	10	10	10	10	10	9		9		9	9	
B	10	10	10	10	10	9	11	10	9		9		9	9	