



**Example 5**

**Dm7** **G7** **Cmaj7**

**Example 6**

**Dm7** **G7** **Cmaj7**

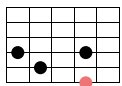
**Example 7a**

**Dm7**

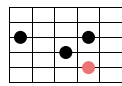
**Example 7b**

**Dm7**

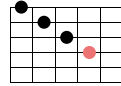
**Dm7**



**G7**



**Cmaj7**



**Example 4**

**Dm7** **G7** **Cmaj7**

Example 9a

Dm7

T  
A  
B 6 7 10 7 8 10

Example 9b

Dm7

T  
A  
B 6 7 10 7 8 10

Example 10

Dm7

G7

Cmaj7

T  
A  
B 10 7 8 9 10 7 8 9 8 9 7 10 7 8 9 10 9 8 6 7

Example 11

G7

T  
A  
B 9 10 9 7 10

Example 12

G7

T  
A  
B 10 9 7 10 9

Example 13

Dm7

G7

T  
A  
B 10 8 7 10 7 10 7 9

Example 14

Dm7

G7

Musical notation for Example 14. The top staff is a treble clef with a melody: quarter notes G4, A4, B4, C5, quarter rest, eighth notes B4, A4, G4, quarter rest, quarter rest, quarter rest, quarter rest, quarter rest. The bottom staff is a guitar TAB with strings T, A, B. Fingering: 10-8, 7-10, 7-10-9, followed by rests for the remaining measures.

Example 15

Dm7

G7

Cmaj7

Musical notation for Example 15. The top staff is a treble clef with a melody: quarter notes G4, A4, B4, C5, quarter notes D5, E5, F5, G5, quarter notes G5, F5, E5, D5, quarter notes D5, E5, F5, G5, quarter rest, quarter rest, quarter rest. The bottom staff is a guitar TAB with strings T, A, B. Fingering: 9-10, 8, 7-10, 7-8-9, 7-8-9, 10, 9, 7-10, 9, 8, 10-8-9, 10, followed by rests for the remaining measures. Triplet markings are present over the first and last eighth notes of the first two measures.

Empty musical notation for Example 16. The top staff is a treble clef with a quarter rest. The bottom staff is a guitar TAB with strings T, A, B, with no fingering.