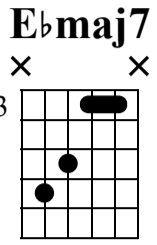


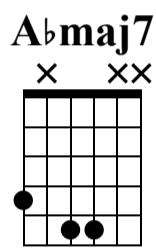
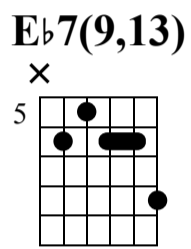
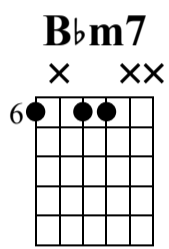
The Skill You Master Learning Chord Melody

Jens Larsen

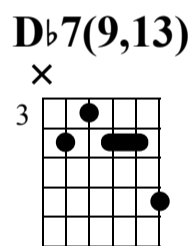
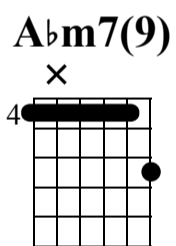
Example 1



Example 2



Example 3



Example 4

Ebmaj7

Cm7

Fm7

Bb7

Gm7

Example 5

E^bmaj7 **Cm7** **Fm7** **B^b7** **Gm7**

T	8	9	6	4	6	8	9	5	5	7	8	6	8				
A	7			3			8			6			10				
B	8			5			6			7			8				
B	6			3			8			6			10				

Example 6

Gm7 **C7** **Fm7(9)** **B^b7(13)**

T	8	8	8	8													
A	10	9															
B	8	8															
B	10	8															

Example 7

D^b7(#11) **C7(b13)** **Fm7(9)** **B^b7(13)**

T	8	9	11	9	11	8	6	9	6	8							
A	10	9	9			8				7							
B	9	8	8			8				6							
B	9	8	8			8				6							

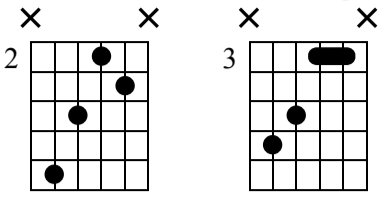
Example 8

E^bmaj7

T	3																
A	3																
B	5																
B	6																

Example 9

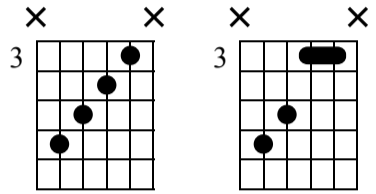
D/E^b E^bmaj7



Musical notation for Example 9. The top staff shows a treble clef with a key signature of two flats (Bb, Eb) and a sharp sign (F#) on the 4th line. The first measure contains a chord with notes Gb, Bb, D, and F#. The second measure contains a chord with notes Eb, Gb, Bb, and D. The following five measures each contain a whole rest. Below the staff is a guitar tablature with strings T, A, B labeled. The first measure has fret numbers 3, 2, 4, 6. The second measure has fret numbers 3, 3, 5, 6. The remaining measures are empty.

Example 10

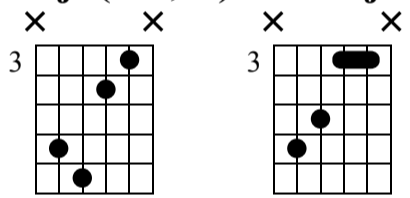
E^bmaj7(#5) E^bmaj7



Musical notation for Example 10. The top staff shows a treble clef with a key signature of two flats (Bb, Eb). The first measure contains a chord with notes Eb, Gb, Bb, and D. The second measure contains a chord with notes Eb, Gb, Bb, and D. The following five measures each contain a whole rest. Below the staff is a guitar tablature with strings T, A, B labeled. The first measure has fret numbers 3, 4, 5, 6. The second measure has fret numbers 3, 3, 5, 6. The remaining measures are empty.

Example 11

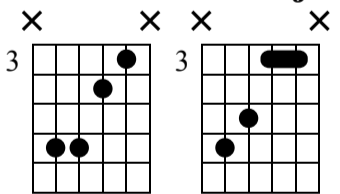
E^bmaj7(#11,#5) E^bmaj7



Musical notation for Example 11. The top staff shows a treble clef with a key signature of two flats (Bb, Eb) and a sharp sign (F#) on the 4th line. The first measure contains a chord with notes Gb, Bb, D, and F#. The second measure contains a chord with notes Eb, Gb, Bb, and D. The following five measures each contain a whole rest. Below the staff is a guitar tablature with strings T, A, B labeled. The first measure has fret numbers 3, 4, 7, 6. The second measure has fret numbers 3, 3, 5, 6. The remaining measures are empty.

Example 12

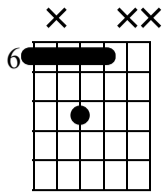
Ddim/E^b E^bmaj7



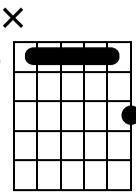
Musical notation for Example 12. The top staff shows a treble clef with a key signature of two flats (Bb, Eb) and a sharp sign (F#) on the 4th line. The first measure contains a chord with notes Gb, Bb, D, and F#. The second measure contains a chord with notes Eb, Gb, Bb, and D. The following five measures each contain a whole rest. Below the staff is a guitar tablature with strings T, A, B labeled. The first measure has fret numbers 3, 4, 6, 6. The second measure has fret numbers 3, 3, 5, 6. The remaining measures are empty.

Example 13

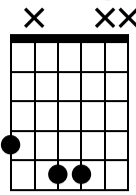
B \flat m



E \flat 7(sus4)



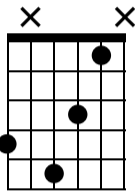
A \flat maj7



Musical notation for Example 13, including a treble clef staff with notes and a guitar TAB staff with fret numbers: 8 8 8 8 6, 6 6 6 8 4, 8 6 6 8 5, 5 5, 6.

Example 14

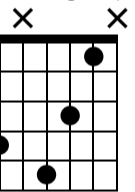
A \flat maj7(9)



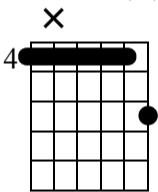
Musical notation for Example 14, including a treble clef staff with notes and a guitar TAB staff with fret numbers: 1, 3, 5, 4.

Example 15

A \flat maj7(9)



A \flat m7(9)



Musical notation for Example 15, including a treble clef staff with notes and a guitar TAB staff with fret numbers: 1 3 5, 3 5 6, 5 4, 3, 6 4 4 4 4, 4.

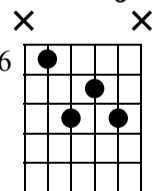
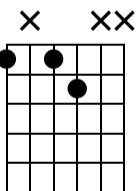
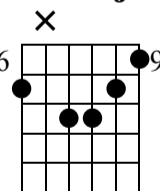
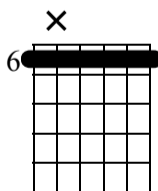
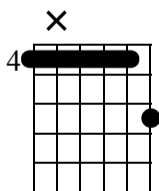
A \flat m9

B \flat m7

C \flat maj7

D \flat 7

E \flat maj7



Musical notation for Example 15, including a treble clef staff with notes and a guitar TAB staff with fret numbers: 6 4 4 4, 6 6 9 7 8 8 10 9, 6 7 9, 9 11, 8 7 8 6.