

How to Make Jazz Chords Sound Great For Any Pr...

Jens Larsen

Example 1 - Basic Chords - Staying Close

	Fm7	Bbm7	Eb7(9)	Abmaj7
	x x	x x	x x	x x
	8	6	5	
T	9	6	6	4
A	8	6	6	5
B	10	6	5	5
	8	6	6	4

	Dbmaj7	G7	Cmaj7	
	x x	x x	x x	
	4			
T	6	3	5	
A	5	4	4	
B	6	3	5	
	4	3	3	

Example 2 - Rootless Voicings

	Fm7	Bbm7	Eb7(9)	Abmaj7
	xx x	xx x	xx x	xx x
	8	6	5	
T	9	6	6	4
A	8	6	6	5
B	10	6	5	5

	Dbmaj7	G7	Cmaj7	
	xx x	xx x	xx x	
	5			
T	6	3	5	
A	5	4	4	
B	6	3	5	

Example 3 - A Little Melody

<p>Fm7</p>	<p>Bbm7</p>	<p>Eb7(9)</p>	<p>Abmaj7</p>												
<table border="0" style="width: 100%; border-collapse: collapse;"> <tr> <td style="width: 25%; text-align: center;">T</td> <td style="width: 25%; text-align: center;">9</td> <td style="width: 25%; text-align: center;">8</td> <td style="width: 25%; text-align: center;">6</td> </tr> <tr> <td style="width: 25%; text-align: center;">A</td> <td style="width: 25%; text-align: center;">8</td> <td style="width: 25%; text-align: center;">4</td> <td style="width: 25%; text-align: center;">6</td> </tr> <tr> <td style="width: 25%; text-align: center;">B</td> <td style="width: 25%; text-align: center;">10</td> <td style="width: 25%; text-align: center;">6</td> <td style="width: 25%; text-align: center;">5</td> </tr> </table>				T	9	8	6	A	8	4	6	B	10	6	5
T	9	8	6												
A	8	4	6												
B	10	6	5												

<p>Dbmaj7</p>	<p>G7</p>	<p>Cmaj7</p>									
<table border="0" style="width: 100%; border-collapse: collapse;"> <tr> <td style="width: 33%; text-align: center;">T</td> <td style="width: 33%; text-align: center;">6</td> <td style="width: 33%; text-align: center;">3</td> </tr> <tr> <td style="width: 33%; text-align: center;">A</td> <td style="width: 33%; text-align: center;">4</td> <td style="width: 33%; text-align: center;">6</td> </tr> <tr> <td style="width: 33%; text-align: center;">B</td> <td style="width: 33%; text-align: center;">6</td> <td style="width: 33%; text-align: center;">3</td> </tr> </table>			T	6	3	A	4	6	B	6	3
T	6	3									
A	4	6									
B	6	3									

Example 4 - A Different Melody

<p>Fm7</p>	<p>Bbm7(9)</p>	<p>Eb7(13)</p>	<p>Abmaj7</p>												
<table border="0" style="width: 100%; border-collapse: collapse;"> <tr> <td style="width: 25%; text-align: center;">T</td> <td style="width: 25%; text-align: center;">9</td> <td style="width: 25%; text-align: center;">11</td> <td style="width: 25%; text-align: center;">13</td> </tr> <tr> <td style="width: 25%; text-align: center;">A</td> <td style="width: 25%; text-align: center;">8</td> <td style="width: 25%; text-align: center;">13</td> <td style="width: 25%; text-align: center;">14</td> </tr> <tr> <td style="width: 25%; text-align: center;">B</td> <td style="width: 25%; text-align: center;">10</td> <td style="width: 25%; text-align: center;">11</td> <td style="width: 25%; text-align: center;">11</td> </tr> </table>				T	9	11	13	A	8	13	14	B	10	11	11
T	9	11	13												
A	8	13	14												
B	10	11	11												

Example 5 - The "complete version" of the example 4 chords

<p>Fm7</p>	<p>Bbm7(9)</p>	<p>Eb7(13)</p>	<p>Abmaj7</p>												
<table border="0" style="width: 100%; border-collapse: collapse;"> <tr> <td style="width: 25%; text-align: center;">T</td> <td style="width: 25%; text-align: center;">9</td> <td style="width: 25%; text-align: center;">13</td> <td style="width: 25%; text-align: center;">13</td> </tr> <tr> <td style="width: 25%; text-align: center;">A</td> <td style="width: 25%; text-align: center;">8</td> <td style="width: 25%; text-align: center;">13</td> <td style="width: 25%; text-align: center;">12</td> </tr> <tr> <td style="width: 25%; text-align: center;">B</td> <td style="width: 25%; text-align: center;">10</td> <td style="width: 25%; text-align: center;">11</td> <td style="width: 25%; text-align: center;">11</td> </tr> </table>				T	9	13	13	A	8	13	12	B	10	11	11
T	9	13	13												
A	8	13	12												
B	10	11	11												

Example 6 - Fm7 melody notes

Fm7 **Fm7(11)** **Fm7** **Fm7**
 xx x xx x xx xx
 8 8 8 8

Example 7 - Bbm7 Melody notes

Bbm7 **Bbm7** **Bbm7** **Bbm7(9)** **Bbm7**
 xx x xx x xx xx xx
 6 6 6 6 6

Example 8a

Fm7 **Bbm7**
 xx x xx
 8 6

Example 8b

Fm7(11) **Bbm7**
 xx x xx x
 8 6

Example 9

Fm7
xx x

Bbm7(9)
xx

Eb7
xx x

Abmaj7
xx x

Abmaj7
xx x

T	9	11	8	6	9	8	6	5	4	(4)	8	6
A	8	8	6	6	6	6	6	5	5	(5)	5	5
B	10	10	6	6	8	8	5	5	5	(5)	6	6

Dbmaj7
xx x

G7
xx x

Cmaj7
xx x

T	(6)	6	6	3	(3)	3	4	5				
A	(5)	6	6	4	(4)	4	4	4				
B	(6)	5	5	3	(3)	3	3	5				

Example 10

Fm7(11)
xx x

B7 **Bbm7**
xx x xx x

E7
xx x

Eb7(9)
xx x

Abmaj7
xx

T	11	9	9	6	6	7	6	8	6	6	(6)
A	8		8	6	6	7	6	6	6	4	(4)
B	10		7	6	6	6	5	5	5	5	(5)

Example 11

Fm7
xx

Am7(9)
xx

Bbm7
xx

Eb7(9)
xx x

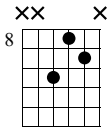
Amaj7
xx x

Abmaj7(13)
xx x

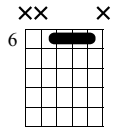
T	11	8	7	6	(6)	9	6	6	4	5	6	(6)	4
A	9	9	5	6	(6)	6	6	6	6	6	5	(5)	5
B	10	10	5	6	(6)	8	5	5	5	6	5	(5)	5

Example 12

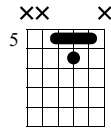
Fm7



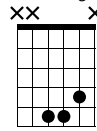
Bbm7



Ebm7alt



Abmaj7

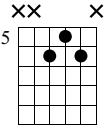


Musical notation for the first system, including a treble clef staff with a key signature of three flats and a bass clef staff with fret numbers.

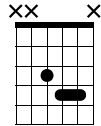
Treble clef staff: Fm7 (chord), Bbm7 (chord), Eb7alt (chord), Abmaj7 (chord), Abmaj7 (chord), Abmaj7 (chord), Abmaj7 (chord), Abmaj7 (chord).

Bass clef staff: 9, 8, 10, 8 | 6, 9, 6 | 5, 7, 4 | (4), 5, 3, 5, 5

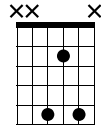
Dbmaj7



G7alt



C6



Musical notation for the second system, including a treble clef staff with a key signature of three flats and a bass clef staff with fret numbers.

Treble clef staff: Dbmaj7 (chord), Dbmaj7 (chord), Dbmaj7 (chord), Dbmaj7 (chord), G7alt (chord), G7alt (chord), C6 (chord), C6 (chord), C6 (chord), C6 (chord).

Bass clef staff: 6, 6, 5, 3, 6 | 4, 4, 2 | 5, 5, 2, 3, 4, 2 | (2)

Empty musical notation for the third system, including a treble clef staff with a key signature of three flats and a bass clef staff.