

Jazz Blues Chords - How To Make It Sound Like Ja...

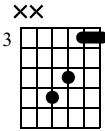
Jens Larsen

Standard tuning

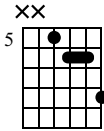
♩ = 108

Example 1

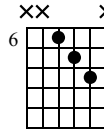
B \flat 7(9,13)



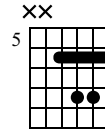
E \flat 7(9,13)



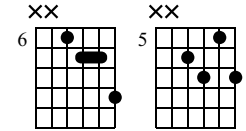
B \flat 7(13)



Fm7(9,11)

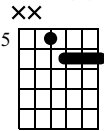


B \flat 7(#9, \flat 13) B \flat 7(\flat 9, \flat 5)

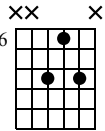


Musical notation for Example 1, first system. Includes treble clef, 4/4 time signature, and guitar tablature. The tablature shows fret numbers for strings T, A, and B. A 'P' (pull-off) is indicated above the first measure, and a 'let ring' instruction is shown with a dashed line over the second measure.

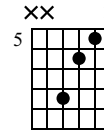
E \flat 7(9)



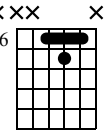
Edim



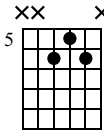
Edim



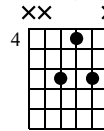
B \flat 7



D \emptyset

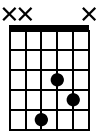


G7(\flat 9)

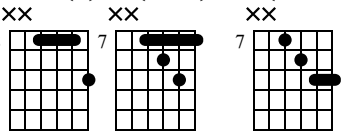


Musical notation for Example 1, second system. Includes treble clef, 4/4 time signature, and guitar tablature. The tablature shows fret numbers for strings T, A, and B. A 'P' (pull-off) is indicated above the first measure, and a 'let ring' instruction is shown with a dashed line over the second measure. A 'sl.' (slide) instruction is shown above the final measure of the system.

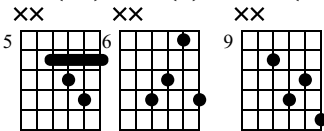
Cm7



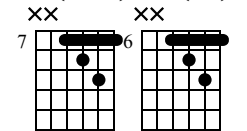
Cm7(9) F7(#9, \flat 5) F7(#9, \flat 13)



B7(13) D \flat 7(9) Cm7(11)



F7(#9, \flat 5) B \flat 7(13)

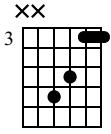


Musical notation for Example 1, third system. Includes treble clef, 4/4 time signature, and guitar tablature. The tablature shows fret numbers for strings T, A, and B. A '3' (triple) is indicated above the final measure of the system.

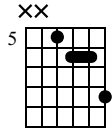
Empty musical staff with treble clef and key signature of two flats (Bb). Below it is an empty TAB staff.

Example 2

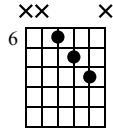
Bb7(9,13)



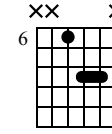
Eb7(9,13)



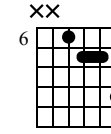
Bb7(13)



Fm7(9,11)

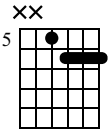


Bb7(#9b13)

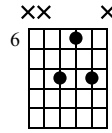


Musical staff showing chord voicings for Bb7(9,13), Eb7(9,13), Bb7(13), Fm7(9,11), and Bb7(#9b13) in treble clef with two flats. Below is the corresponding TAB staff with fret numbers.

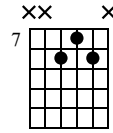
Eb7(9)



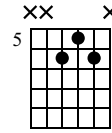
Edim



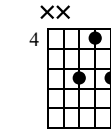
Bb7



Dø

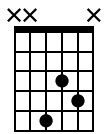


G7(b9)

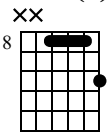


Musical staff showing chord voicings for Eb7(9), Edim, Bb7, Dø, and G7(b9) in treble clef with two flats. Below is the corresponding TAB staff with fret numbers.

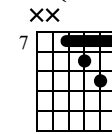
Cm7



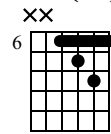
Cm7(9)



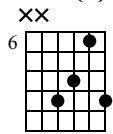
F7(#9b5)



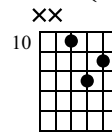
Bb7(13)



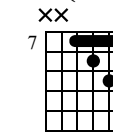
Db7(9)



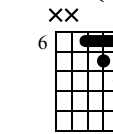
Cm7(11)



F7(#9b5)



Bb7(13)



Musical staff showing chord voicings for Cm7, Cm7(9), F7(#9b5), Bb7(13), Db7(9), Cm7(11), F7(#9b5), and Bb7(13) in treble clef with two flats. Below is the corresponding TAB staff with fret numbers.

Example 3 - Investigating rootless-voicings

B\flat7(9,13)	E\dim	D$^{\circ}$	G7(\flat9)
T 3 A 3 B 5 6	8 6 8 7	6 5 6 5	6 4 6 3

Example 4

B\flat7(9,13)	E\flat7(9,13)	B\flat7(13)
T 3 A 3 B 5 6	6 4 6	8 6 8

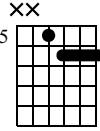
let ring -----

B\flat7(9,13)	E\flat7(9,13)	B\flat7(13)
T 3 A 3 B 5 6	6 4 6	8 6 8

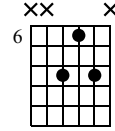
let ring -----

Example 5

E \flat 7(9)

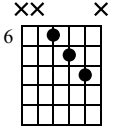


Edim



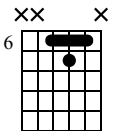
Example 6 - Arpeggiating the voicing

B \flat 7(13)

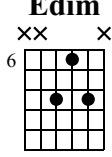
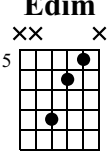
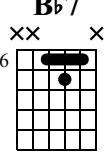



Example 7 - Arpeggiating the voicing

B \flat 7



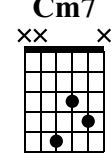
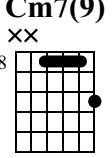
Example 8 - Advanced arpeggiation


Edim 
Edim 
Bb7 



T	8				5		6
A		8	5	6	6		7
B					8		6

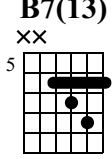
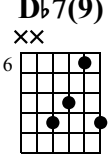
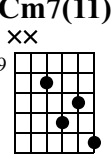
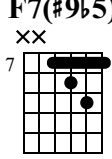
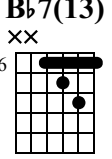
Example 9 - Efficient Block Chords


Cm7 
Cm7(9) 



T		4	3	6	10		
A		3	4	4	8		
B	5	5	3	3	8		

Example 10 - Improvising with the Harmony

B7(13) 
Db7(9) 
Cm7(11) 
F7(#9b5) 
Bb7(13) 



T	6	8	9	13	10	7	6
A	8	8	6	11	8	9	8
B	7	7	8	12	8	8	7