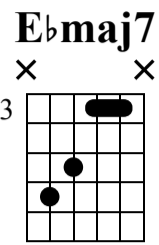


# Make Jazz Chords Sound Amazing

My Favourite Tricks and Techniques

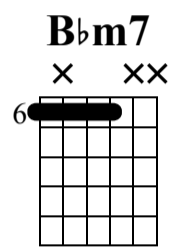
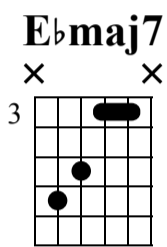
Jens Larsen

Example 1



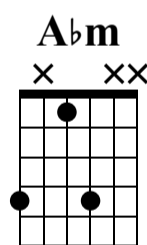
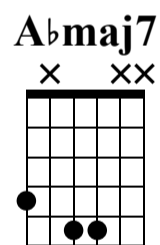
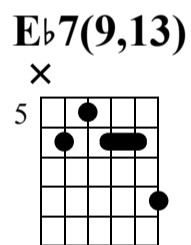
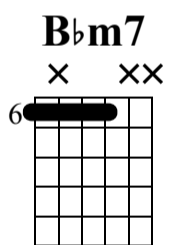
Musical notation for Example 1 in 4/4 time, key of Bb. The first measure shows a quarter rest followed by a quarter note G2. The second measure shows a whole chord Ebmaj7. The following three measures contain whole rests. The TAB below shows the fretting: 6 3 | 3 3 5 6 | | | |

Example 2



Musical notation for Example 2 in 4/4 time, key of Bb. The first measure shows a quarter rest followed by a quarter note G2. The second measure shows a whole chord Ebmaj7. The third measure shows a quarter note G2 with a whole Ebmaj7 chord. The fourth measure shows a quarter note F2 with a whole Ebmaj7 chord. The fifth measure shows a quarter note E2 with a whole Ebmaj7 chord. The sixth measure shows a quarter note D2 with a whole Ebmaj7 chord. The seventh measure shows a quarter note C2 with a whole Ebmaj7 chord. The eighth measure shows a quarter note B1 with a whole Bbm7 chord. The following three measures contain whole rests. The TAB below shows the fretting: 6 3 | 3 3 13 11 8 6 3 | 3 12 10 7 5 3 | 3 5 6 | | |

Example 3



Musical notation for Example 3 in 4/4 time, key of Bb. The first measure shows a quarter note G2 with a whole Bbm7 chord. The second measure shows a quarter note G2 with a whole Eb7(9,13) chord. The third measure shows a quarter note G2 with a whole Abmaj7 chord. The fourth measure shows a quarter note G2 with a whole Abm chord. The fifth measure shows a quarter note F2 with a whole Abm chord. The sixth measure shows a quarter note E2 with a whole Abm chord. The seventh measure shows a quarter note D2 with a whole Abm chord. The eighth measure shows a quarter note C2 with a whole Abm chord. The following three measures contain whole rests. The TAB below shows the fretting: 8 8 8 8 6 | 8 4 | 5 5 4 3 5 5 4 3 5 6 3 | 4 1 | 6 6 6 6 6 6 6 | 6 6 6 6 6 6 6 | 4 4 4 | | |

**Example 4**

**A<sup>b</sup>m** **A<sup>b</sup>m(#5)** **D<sup>b</sup>7(9,13)** **E<sup>b</sup>maj7**

**Example 5**

**A<sup>b</sup>m** **A<sup>b</sup>mMaj7** **D<sup>b</sup>7sus4** **D<sup>b</sup>7** **E<sup>b</sup>maj7**

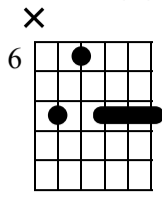
**Example 6**

**E<sup>b</sup>maj7** **Cm7** **Fm7** **B<sup>b</sup>9(no5)** **D<sup>b</sup>7**



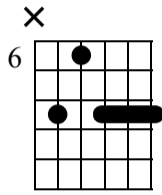
Example 7c

**Fm7(9)**

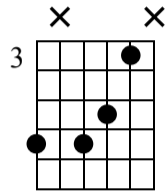


Musical notation for Example 7c. The top staff is a treble clef with a key signature of two flats (Bb, Eb). The first measure contains a descending eighth-note line: F4, Eb4, D4, C4. The following five measures contain whole rests. The bottom staff is a guitar TAB with three systems (T, A, B strings). The first system contains fret numbers: T: 8, A: 8, B: 8. The second system contains: T: 8, A: 8, B: 6. The third system contains: T: 4, A: 8, B: 5. The fourth system contains: T: 5, A: 8, B: 6. The fifth and sixth systems are empty.

**Fm7(9)**



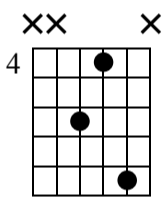
**Bb7**



Musical notation for Example 7c continued. The top staff continues the descending eighth-note line from the previous example, ending with a quarter note Bb3. The following five measures contain whole rests. The bottom staff continues the guitar TAB. The first system contains: T: 8, A: 8, B: 8. The second system contains: T: 8, A: 8, B: 6. The third system contains: T: 6, A: 8, B: 7. The fourth system contains: T: 4, A: 8, B: 5. The fifth system contains: T: 3, A: 5, B: 6. The sixth system contains: T: 6, A: 8, B: 6.

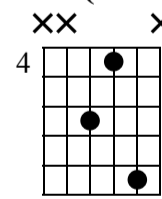
Example 7d

**Bdim**



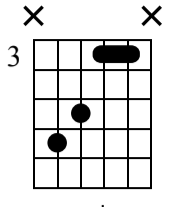
Musical notation for Example 7d. The top staff is a treble clef with a key signature of two flats (Bb, Eb). The first measure contains a descending eighth-note line: Bb4, Ab4, G4, F4, Eb4. The following five measures contain whole rests. The bottom staff is a guitar TAB with three systems (T, A, B strings). The first system contains fret numbers: T: 4, A: 3, B: 4. The second system contains: T: 7, A: 6, B: 7. The third system contains: T: 10, A: 9, B: 10. The fourth system contains: T: 7, A: 6, B: 7. The fifth system contains: T: 4, A: 3, B: 4. The sixth system contains: T: 7, A: 6, B: 7.

**Bb7(13b9)**

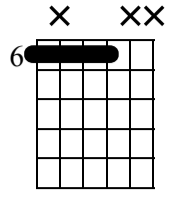


Musical notation for Example 7d continued. The top staff continues the descending eighth-note line from the previous example, ending with a quarter note Bb3. The following five measures contain whole rests. The bottom staff continues the guitar TAB. The first system contains: T: 8, A: 4, B: 6. The second system contains: T: 5, A: 7, B: 6. The third system contains: T: 8, A: 10, B: 9. The fourth system contains: T: 11, A: 7, B: 9. The fifth and sixth systems are empty.

**Example 8** **E<sub>b</sub>maj7**



**B<sub>b</sub>m7**



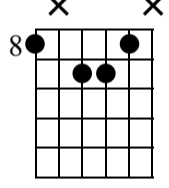
Musical notation for Example 8, including a treble clef staff with a key signature of two flats and a guitar tablature staff with fret numbers: 6 3 | 3 10 8 13 11 15 | 3 5 | 6 6 6 | 6

Empty musical notation and guitar tablature staves for Example 8.

Empty musical notation and guitar tablature staves for Example 8.

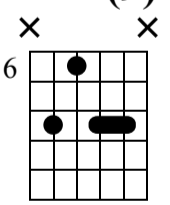
**Example 9**

**Cmaj7**

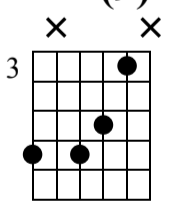


Musical notation for Example 9, including a treble clef staff and a guitar tablature staff with fret numbers: 8 12 8 | 10 8 | 9 7 | 9 7

**Fm7(9)**



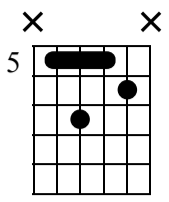
**B<sub>b</sub>7(9)**



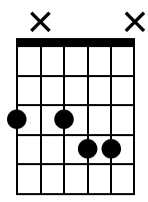
Musical notation for Example 9, including a treble clef staff and a guitar tablature staff with fret numbers: 8 8 6 4 | 3 3 | 5 5 | 6 6



**Dm7**



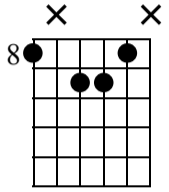
**G7alt**



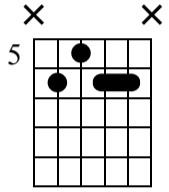
Musical notation for Dm7 and G7alt. The first staff shows a melodic line in treble clef with notes D, F, A, G, F, E, D, G, F, E, D, G, F, E, D, G, F, E, D. The second staff shows guitar tablature for strings T, A, B.

T	6	8	5	6	3	6				
A	5	6	6	6	4	4	4			
B	7	7	7	5	4	4	4			
	5				3	3	3			

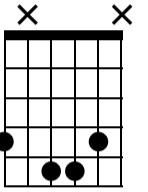
**Cmaj7**



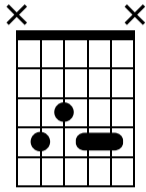
**E<sub>b</sub>7(9)**



**A<sub>b</sub>maj7**



**D<sub>b</sub>7(9)**



Musical notation for Cmaj7, Eb7(9), Abmaj7, and Db7(9). The first staff shows a melodic line in treble clef with notes C, E, G, F, E, D, C, F, E, D, C, F, E, D, C, F, E, D. The second staff shows guitar tablature for strings T, A, B.

T	8	6	4	4	4					
A	9	6	5	5	5	4				
B	9	5	5	5	3					
	8	6	4	4	4					