

Simple And Easy Approach To A Minor 2 5 1

Jens Larsen

Standard tuning

♩ = 120

Example 1 - Basic Chords

T	13	11	10
A	12	11	9
B	13	10	8
B	12	10	10

Example 2 - Small variations and a little rhythm

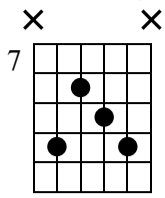
T	13	12	15	11	11	11	10
A	12	11	12	11	11	11	9
B	13	12	13	10	10	10	8
B	12	11	12	10	10	10	10

Example 3 - Aø arpeggio

T							
A							
B	12	10	13	12	10	13	11
B	12						

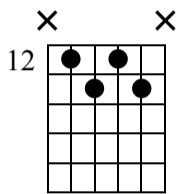
Example 4 - Gm6 arpeggio

Gm^{6/9}

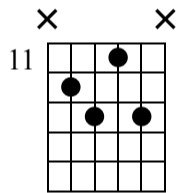


Example 5 - Turning Aø into F#dim for the D7

A^ø



F#dim



Example 6 - Arpeggios on the progression #1

A^ø

D7

Gm6

Example 7 - Arpeggios on the progression #2

A^ø

D7

Gm6

Example 8 - Lick #1

A \emptyset D7 Gm6

TAB: 12 10 13 10 12 | 11 10 13 11 13 11 | 10 11 12 9 12

Example 9 - Lick #2

A \emptyset D7 Gm6

TAB: 12 10 13 10 13 | 11 10 13 10 13 10 | 11 12 9

Example 10 - Lick #3

A \emptyset D7 Gm6

TAB: 13 10 11 13 10 12 | 11 13 10 11 13 10 12 | (12) 13 12 9 12

Example 11 - Adding the scale

A \emptyset D7 Gm6

TAB: 12 13 10 12 13 10 12 | 12 13 11 12 10 11 13 | 10 12 13 10 12 9 11

Example 12 - A \emptyset - complete position

A \emptyset

TAB: 10 11 13 10 12 13 10 12 | 13 10 12 10 11 13 10 11 | 13

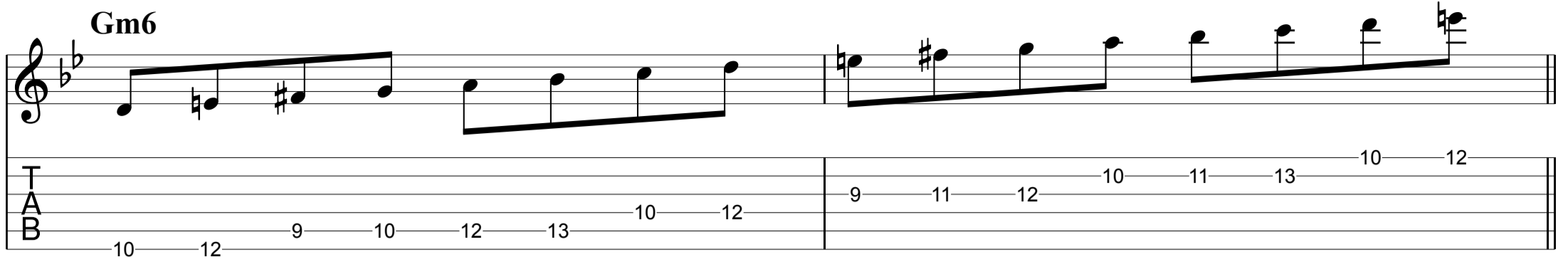
Example 13 - D7 - complete position

D7

TAB: 10 11 9 10 12 13 10 12 | 13 11 12 10 11 13 10 11 | 10 11

Example 14 - Gm6 - complete position

Gm6



Example 15 - minor II V I #1

Aø **Gm6**



Example 16 - minor II V I #2

Aø **D7** **Gm6**

