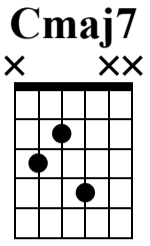


# The Basic Jazz Chords You

That You Can Expand into Amazing Sounds

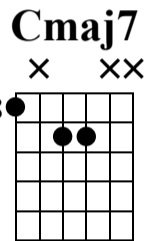
Jens Larsen

## Example 1



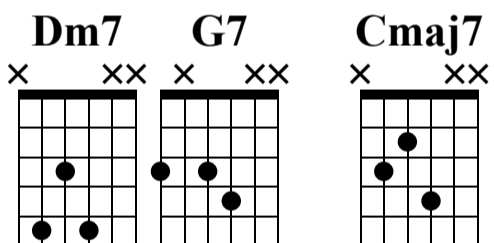
Musical notation for Example 1. The top staff is a treble clef in 4/4 time, showing a Cmaj7 chord in the first measure followed by five whole rests. The bottom staff is a guitar TAB with the following fret numbers: 4, 2, 3.

## Example 2



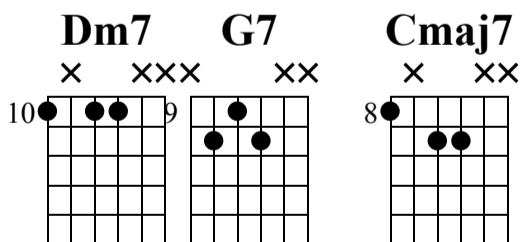
Musical notation for Example 2. The top staff is a treble clef in 4/4 time, showing a Cmaj7 chord in the first measure followed by five whole rests. The bottom staff is a guitar TAB with the following fret numbers: 9, 9, 8.

## Example 3



Musical notation for Example 3. The top staff is a treble clef in 4/4 time, showing Dm7, G7, and Cmaj7 chords in the first measure, followed by five whole rests. The bottom staff is a guitar TAB with the following fret numbers: 5, 3, 5 for Dm7; 4, 3, 3 for G7; 4, 2, 3 for Cmaj7.

## Example 4



Musical notation for Example 4. The top staff is a treble clef in 4/4 time, showing Dm7, G7, and Cmaj7 chords in the first measure, followed by five whole rests. The bottom staff is a guitar TAB with the following fret numbers: 10, 10, 10 for Dm7; 10, 9, 10 for G7; 9, 9, 8 for Cmaj7.

**Example 5 - Satin Doll - A part**

<b>Dm7</b>	<b>G7</b>	<b>Dm7</b>	<b>G7</b>	<b>Em7</b>	<b>A7</b>	<b>Em7</b>	<b>A7</b>
T		T		T		T	
A	5	4	5	4	7	6	7
B	3	3	3	3	5	5	5
	5		5		7		7
		3		3		5	

<b>Am7</b>	<b>D7</b>	<b>A<sup>b</sup>m7</b>	<b>D<sup>b</sup>7</b>	<b>Cmaj7</b>	
T		T		T	
A	5	5	4	4	4
B	5	4	4	3	2
	5	5	4	4	3

**Example 6**

<b>Dm7</b>	<b>G7</b>	<b>Dm7</b>	<b>G7</b>	<b>Em7</b>	<b>A7</b>	<b>Em7</b>	<b>A7</b>
T		T		T		T	
A	5	5	4	4	7	6	6
B	3	3	3	3	5	5	5
	5		3		7		7
		3		3		5	

**Example 7**

<b>Cmaj7</b>	<b>Dm7</b>	<b>Em7</b>	<b>Fmaj7</b>	<b>G7</b>	<b>Am7</b>	<b>B<sup>o</sup></b>	<b>Cmaj7</b>
T				T			
A	4	5	7	9	10	12	14
B	2	3	5	7	9	10	12
	3	5	7	8	10	12	14
							16
							14
							15

**Example 8**

**B<sup>ø</sup>**   **Bm7**   **B<sup>ø</sup>**   **Bm7**  
 x xx x xx   x x x x

12 12 10 10

T A B

	14	14	10	10				
A	12	12	10	11				
B	14	14	12	12				
			14	14				

**Example 9**

**A<sup>m</sup>6**   **G<sup>#</sup>dim**  
 x xx   x xx

T A B

	5	5	5	5	(5)	5	5	4	4	4	4	4	4	4
A	4	4	4	4	(4)	4	4	3	3	3	3	(3)	3	3
B	5		5		5		5	4		4		4		4

**Example 10**

**C<sup>maj</sup>7**   **C6**  
 x xx   x xx

T A B

	4		2											
A	2		2											
B	3		3											

**Example 11**

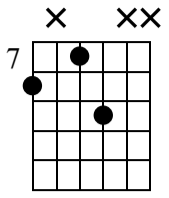
**C6**  
 x xx

T A B

	2													
A	2													
B	3													

**Example 12**

**C6**



Musical notation for Example 12. The top staff shows a treble clef with a whole note chord C6 in the first measure, followed by five measures of whole rests. The bottom staff shows a bass clef with a whole note chord C6 in the first measure, followed by five measures of whole rests. The bass staff includes fret numbers: 9, 7, 8.

**Example 13**

**Cmaj7**

**A7**

**Dm7**

**G7**

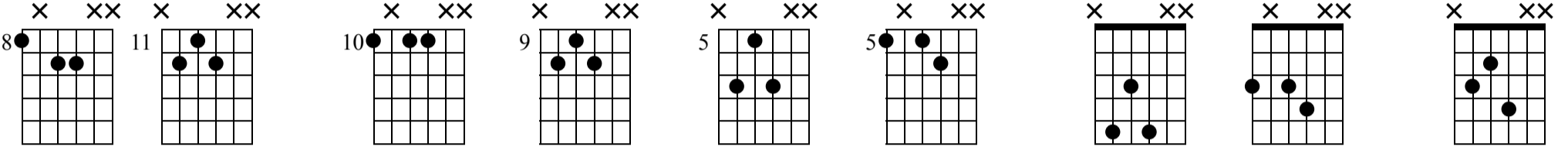
**Em7**

**A7**

**Dm7**

**G7**

**Cmaj7**

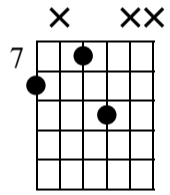
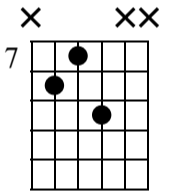


Musical notation for Example 13. The top staff shows a treble clef with a sequence of chords: Cmaj7, A7, Dm7, G7, Em7, A7, Dm7, G7, and Cmaj7. The bottom staff shows a bass clef with a sequence of chords: Cmaj7, A7, Dm7, G7, Em7, A7, Dm7, G7, and Cmaj7. The bass staff includes fret numbers: 9, 9, 8, 10, 12, 12, 11, 10, 10, 11, 10, 8, 7, 5, 6, 5, 4, 5, 3, 5, 3, 4, 3, 2, 4, 2, 3.

**Example 14**

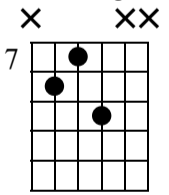
**Fmaj7**

**Fmaj7/C**



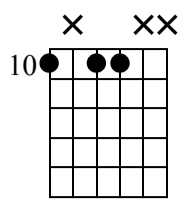
Musical notation for Example 14. The top staff shows a treble clef with a sequence of chords: Fmaj7, Fmaj7/C, and five measures of whole rests. The bottom staff shows a bass clef with a sequence of chords: Fmaj7, Fmaj7/C, and five measures of whole rests. The bass staff includes fret numbers: 9, 7, 8, 9, 7, 8.

**Fmaj7**



Musical notation for Example 14. The top staff shows a treble clef with a sequence of chords: Fmaj7, Fmaj7/C, and five measures of whole rests. The bottom staff shows a bass clef with a sequence of chords: Fmaj7, Fmaj7/C, and five measures of whole rests. The bass staff includes fret numbers: 9, 7, 8, 9, 7, 8.

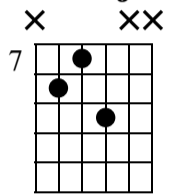
**Dm7**



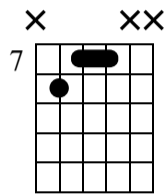
Musical notation for Dm7 in B-flat major. The treble clef staff shows a sequence of chords: Dm7, Dm7, Dm7, Dm7, followed by rests. The bass clef staff shows the fret numbers: 10, 10, 10, 10, 10, 10.

**Example 15**

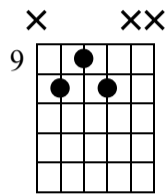
**Fmaj7**



**F6**

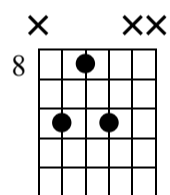


**G7**

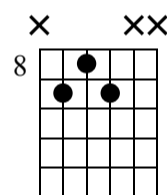


Musical notation for Example 15. The treble clef staff shows a sequence of chords: Fmaj7, F6, G7, Fmaj7, F6, G7, Fmaj7, F6, G7. The bass clef staff shows the fret numbers: 9, 9, 9, 9, 7, 7, 10, 10, 10, 10, 10, 10, 10, 10, 10, 10.

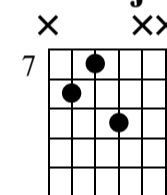
**Gm7**



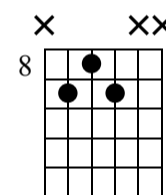
**Gb7**



**Fmaj7**



**Gb7**



Musical notation for Gm7, Gb7, Fmaj7, and Gb7. The treble clef staff shows a sequence of chords: Gm7, Gb7, Fmaj7, Gb7. The bass clef staff shows the fret numbers: 10, 10, 10, 10, 9, 9, 9, 9, 9, 9, 9, 9, 9, 9, 9, 9.

Empty musical notation for a new section. The treble clef staff is empty. The bass clef staff is labeled T, A, B.

**Example 16**

**Dm7**   **G7**   **Cmaj7**

T	5	4	4					
A	3	3	2					
B	5	3	3					

**Example 17**

**Dm7(9)**   **G7(b13)**   **Cmaj7(9)**

T	5	4	3					
A	5	4	4					
B	3	3	2					
B	5	3	3					