

The Diminished Chords - Why They Are Great!

Jens Larsen

Example 1 - Diatonic Chords C major

	Cmaj7	Dm7	Em7	Fmaj7	G7	Am7	B^ø	Cmaj7
T	5	6	8	10	12	13	15	17
A	4	5	7	9	10	12	14	16
B	5	7	9	10	12	14	15	17
B	3	5	7	8	10	12	14	15

Example 2 - Diatonic Chords C harmonic minor

	CmMaj7	D^ø	E^bmaj7(#5)	Fm7	G7	A^bmaj7	Bdim7	CmMaj7
T	4	6	8	9	12	13	15	16
A	4	5	7	8	10	12	13	16
B	5	6	9	10	12	13	15	17
B	3	5	6	8	10	11	14	15

T
A
B

Bdim related to G7(b9)

G7(b9)
T
A
B

Example 3 - Dominant Diminished resolving to minor

Bdim7 **CmMaj7**

Treble clef, key signature of one flat. The first measure contains the chords Bdim7 and CmMaj7. The following four measures contain whole rests.

T	3	4				
A	1	4				
B	3	5				
B	2	3				

Example 4 - Dominant Diminished resolving to major

Bdim7 **Cmaj7**

Treble clef, key signature of one flat. The first measure contains the chords Bdim7 and Cmaj7. The following four measures contain whole rests.

T	3	5	2			
A	1	4				
B	3	5	3			
B	2	3	3			

Example 5 - Secondary Dominant Diminished resolving to Dm7

Cmaj7 **C#dim7** **Dm7** **G7(13)** **Cmaj7**

Treble clef, key signature of one sharp. The first measure contains the chords Cmaj7, C#dim7, Dm7, G7(13), and Cmaj7. The following four measures contain whole rests.

T	5	5	6	5	5			
A	4	3	5	4	4			
B	5	5	7	3	5			
B	3	4	5	3	3			

Example 7 - The Detour Diminished

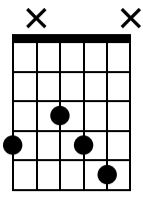
Dm7 **G7(13)** **G#dim** **Am7**

Treble clef, key signature of one sharp. The first measure contains the chords Dm7, G7(13), G#dim, and Am7. The following four measures contain whole rests.

T	6	8	6	5	5	3	5		
A	5			4	4		5		
B	7			3	3		5		
B	5			3	4		5		

Example 8 - G#dim with a b6

G#dim



Musical notation for Example 8. The top staff shows a treble clef with a G#dim chord symbol. The bottom staff shows a guitar tablature with fret numbers 5, 4, 3, and 4 for the strings.

Example 9 A harmonic minor

Am

Musical notation for Example 9. The top staff shows a treble clef with an Am chord symbol and a melodic line. The bottom staff shows a guitar tablature with fret numbers 7, 4, 5, 7, 5, 6, 9, and 5.

Example 10

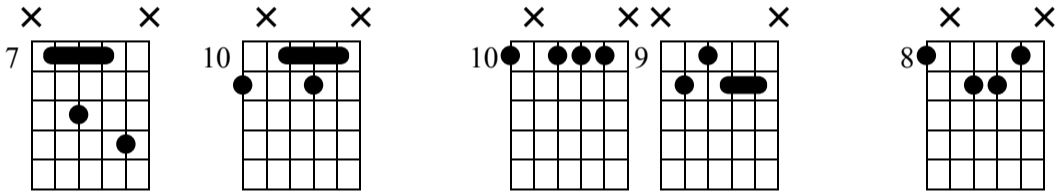
Em7(11)

Ebdim

Dm7

G7

Cmaj7



Musical notation for Example 10. The top staff shows a treble clef with chords and notes corresponding to the diagrams above. The bottom staff shows a guitar tablature with fret numbers 10, 8, 10, 12, 10, 10, 9, 8, 7, 9, 9, 8.

Example 11

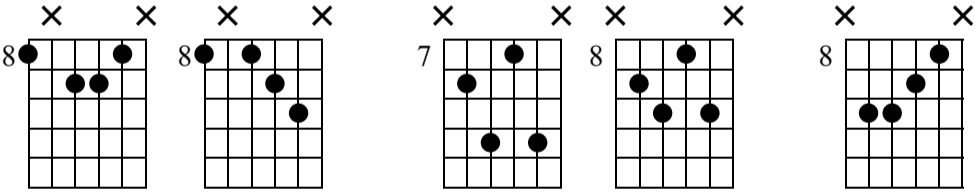
Cmaj7

C7(13)

F6

F#dim7

C/G



Musical notation for Example 11. The top staff shows a treble clef with chords and notes corresponding to the diagrams above. The bottom staff shows a guitar tablature with fret numbers 8, 10, 10, 10, 8, 9, 10, 10, 8, 8, 10, 10.

Example 12

F6 **F#dim7** **C/G**

7 7 8 8 8

T	10	10	8				
A	7	8	9				
B	10	10	10				
B	8	9	10				

Example 13

Em7 **D#dim7** **Dm7** **G7** **Cmaj7**

7 5 5 5 5

T	8	7	6	3	5		
A	7	5	7	4	4		
B	9	7	5	3	5		
B	7	6	5	3	3		

Example 14

Fmaj7 **Fm6** **Cmaj7**

8 7 8

T	10	9	8				
A	9	7	9				
B	10	10	9				
B	8	8	8				

Example 15

Cmaj7(9) **C6** **Cmaj7(9)** **C6**

xx xx xx xx xx

T	3	3	3	7	6	5
A	3	2	1	5	5	5
B	4	4	2	7	6	5
B	2	2	2	5	5	5

Cmaj7(9) **C6** **Cmaj7(9)** **C6**

8 8 7 12 11 10

TAB: 10 8 9 | 9 8 8 | 8 8 8 | 12 12 12 | 12 11 12 | 12 12 10

Example 16

Cmaj7(9) **C6**

5 5 5

TAB: 7 5 7 | 6 5 6 | 5 5 5

CmMaj7(9) **Cm6**

8 8 7

TAB: 10 8 8 | 9 8 8 | 8 8 8