

# The Massive Misunderstanding About Modulations

Example 1 - C major scale

C

T  
A  
B

Example 2

Cmaj7 Dm7 Em7 Fmaj7 G7 Am7 B<sup>o</sup> Cmaj7

T 5 6 8 10 12 13 15 17  
A 4 5 7 9 10 12 14 16  
B 5 7 9 10 12 14 15 17  
3 5 7 8 10 12 14 15

Example 3

Cmaj7 A7(b9) Dm7 A<sup>b</sup>maj7 Cmaj7 E<sup>o</sup>(11) Fmaj7 F<sup>#</sup>dim7 Cmaj7

T 8 11 10 8 9 8 10 8 10 8 8  
A 9 12 10 8 9 7 7 7 9 8 8 7  
B 9 12 10 10 9 8 8 8 10 10 9 8  
8 12 10 11 8 7 8 9 8

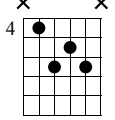
Example 4

Fm7 B<sup>b</sup>m7 E<sup>b</sup>7 A<sup>b</sup>maj7

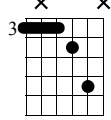
T 9 9 8 8 8 8 8 8  
A 8 8 6 6 6 6 6 6  
B 8 8 6 6 6 6 6 6  
8 6 6 4

Example 5a

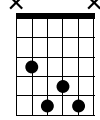
**D<sup>b</sup>maj7**



**G7**



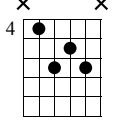
**Cmaj7**



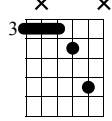
Musical notation for Example 5a. The first staff shows a melody in G major with a key signature of one flat (F major) and a 2/4 time signature. The notes are: F4, G4, A4, B4, C5, G4, F4. The second staff shows the corresponding guitar fretboard with fingerings: T6, A5, B6, B4. The fret numbers are: 6, 6, 6, 6, 7, 6.

Example 5b

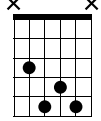
**D<sup>b</sup>maj7**



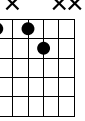
**G7**



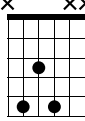
**Cmaj7**



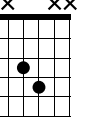
**A7**



**Dm7**



**G7**

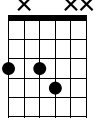


Musical notation for Example 5b. The first staff shows a melody in G major with a key signature of one flat (F major) and a 2/4 time signature. The notes are: F4, G4, A4, B4, C5, G4, F4. The second staff shows the corresponding guitar fretboard with fingerings: T6, A5, B6, B4. The fret numbers are: 6, 6, 6, 6, 7, 6. The third staff shows a sequence of chords: Cmaj7, A7, Dm7, G7. The notes are: C5, G4, F4, G4, A4, B4, C5, G4, F4. The fret numbers are: 3, 5, 5, 5, 3, 2.

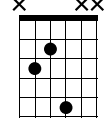
Blank musical notation for Example 5b, consisting of a treble clef staff and a guitar fretboard staff.

Example 6

**G7**



**C**



Musical notation for Example 6. The first staff shows a melody in G major with a key signature of one flat (F major) and a 2/4 time signature. The notes are: G4, A4, B4, C5, G4, F4. The second staff shows the corresponding guitar fretboard with fingerings: T4, A3, B3. The fret numbers are: 4, 5, 3.

Example 7

**Cmaj7**

**Fmaj7**

Musical notation for Example 7. The first staff shows a melody in G major with a key signature of one flat (F major) and a 2/4 time signature. The notes are: C5, G4, F4, G4, A4, B4, C5, G4, F4. The second staff shows the corresponding guitar fretboard with fingerings: T9, A9, B8. The fret numbers are: 8, 10, 8, 10, 9, 10, 8.

**Example 8**

**B<sup>9</sup>**      **Cmaj7**

**Example 9**

**C#dim7**      **Dm7**

**Example 10**

**A<sup>b</sup>maj7(9)**      **Cmaj7(9)**

**Example 11**

**F**      **Fm**      **C**

**Example 12**

**Dm7** **A<sup>b</sup>maj7** **Cmaj7**  
 x x x x x x x xx

T 10 10 8 8 9 9  
 A 10 10 8 8 9 9  
 B 10 11 8 8

**Example 13**

**Dm7** **Fm6** **Cmaj7**  
 x x x x x x xx

T 10 10 9 10 7 9 8  
 A 10 10 7 10 7 9 8  
 B 10 8 8 8 8 8 8

**Example 14**

**Dm7** **B<sup>b</sup>7(13)** **Cmaj7(9)**  
 x x x x x x x

T 10 10 8 6 5 7  
 A 10 10 7 6 7 9  
 B 10 6 6 6 8 8

**Example 14**

**Dm7** **B<sup>b</sup>7(13)** **Cmaj7(9)**  
 x x x x x x x

T 10 10 8 6 5 7  
 A 10 10 7 6 7 9  
 B 10 6 6 6 8 8

Example 15

**Dm7** **D $\flat$ maj7** **Cmaj7**

Dm7: x xx (frets 10, 10, 10)  
 D $\flat$ maj7: x (fret 8)  
 Cmaj7: x (fret 7)

T 8 9 8  
 A 10 10 10  
 B 10 9 8

Example 16

**F** **F $\sharp$ dim7** **C/G**

F: x (fret 8)  
 F $\sharp$ dim7: x (fret 8)  
 C/G: x (fret 8)

T 10 10 10 10 8  
 A 10 10 8 8 9  
 B 8 8 9 9 10

Example 17

**C/G** **F $\sharp$ dim7** **F6**

C/G: x (fret 8)  
 F $\sharp$ dim7: x (fret 8)  
 F6: x (fret 7)

T 8 10 10 10 10  
 A 9 8 8 7 10  
 B 10 10 10 9 8

Example 18

**Cmaj7** **E $\flat$ dim** **Dm7** **G7(13)** **Cmaj7**

Cmaj7: x (fret 5)  
 E $\flat$ dim: x (fret 5)  
 Dm7: x (fret 5)  
 G7(13): x (fret 5)  
 Cmaj7: x (fret 5)

let ring ----  
 T 3 7 7 6 8 6 5 3 5  
 A 4 5 5 5 5 5 4 4 4  
 B 3 5 7 7 (7) 7 7 3 3 5

Example 19

**Dm7** **G7(9)** **F#dim/C** **Cmaj7**

Example 20

**F#°** **B7** **Cmaj7**

Example 21

**Fmaj7** **Bø(11)** **E7** **Fmaj7**

Example 22

**Cmaj7** **C#dim** **Dm7**

**Example 23**

**Cmaj7** **C#dim7** **Dm7**

Diagram showing fingerings for Cmaj7 (8, 9, 9, 8), C#dim7 (8, 9, 8, 9), and Dm7 (10, 10, 10, 10).

Musical notation for Example 23, showing a treble clef staff with notes and a tablature staff below. The tablature shows fret numbers for strings T, A, B.

T	8	8	10				
A	9	9	10				
B	9	8	10				
	8	9	10				

**Example 24**

**Cmaj7** **A7(b9)** **Dm7**

Diagram showing fingerings for Cmaj7 (8, 9, 9, 8), A7(b9) (8, 11, 11, 12), and Dm7 (10, 10, 10, 10).

Musical notation for Example 24, showing a treble clef staff with notes and a tablature staff below. The tablature shows fret numbers for strings T, A, B.

T	8	11	10				
A	9	12	10				
B	9	11	10				
	8	12	10				

**Example 25**

**Fmaj7** **F#dim7** **Cmaj7**

Diagram showing fingerings for Fmaj7 (8, 9, 9, 8), F#dim7 (8, 9, 8, 9), and Cmaj7 (8, 9, 9, 8).

Musical notation for Example 25, showing a treble clef staff with notes and a tablature staff below. The tablature shows fret numbers for strings T, A, B.

T	10	8	10	7	8		
A	9	8	8		9		
B	10	8	10		9		
	8	9	8		8		

**Example 26**

**Ebdim** **Dm7** **G7** **Cmaj7**

Diagram showing fingerings for Ebdim (5, 5, 5, 5), Dm7 (5, 5, 5, 5), G7 (5, 5, 5, 5), and Cmaj7 (5, 5, 5, 5).

Musical notation for Example 26, showing a treble clef staff with notes and a tablature staff below. The tablature shows fret numbers for strings T, A, B.

T	7	7	7	6	3	5	
A	5	5	5	5	4	4	
B	7	7	7	5	3	5	
	6	6	7	5	3	3	

Example 27

**F#dim7**   **Fm6**   **Cmaj7**

T 10-10 9 9  
A 8 7  
B 10 10 9 9 8 8

T  
A  
B