

How To Make A Set Of Solid Jazz Chords

www.jenslarsen.nl

Standard tuning

♩ = 120

Example 1

Cm7



F7



B♭maj7

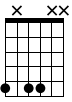


E♭maj7

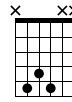


Musical notation for Example 1, first row. Treble clef, key signature of two flats (B♭, E♭), 4/4 time signature. Four measures of chords: Cm7, F7, B♭maj7, and E♭maj7. Below the staff is a tablature for the guitar with strings T, A, B and fret numbers 8, 8, 8, 8 for Cm7; 8, 7, 8, 8 for F7; 7, 7, 6, 8 for B♭maj7; and 7, 5, 6, 6 for E♭maj7.

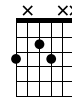
Aø



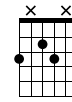
D7



Gm6



Gm6



Musical notation for Example 1, second row. Treble clef, key signature of two flats (B♭, E♭), 4/4 time signature. Four measures of chords: Aø, D7, Gm6, and Gm6. Below the staff is a tablature for the guitar with strings T, A, B and fret numbers 5, 5, 5, 5 for Aø; 5, 4, 5, 5 for D7; 3, 2, 3, 3 for Gm6; and 3, 2, 3, 3 for Gm6.

Example 2 - Shells without root

Cm7

F7

B♭maj7

E♭maj7

Musical notation for Example 2, first row. Treble clef, key signature of two flats (B♭, E♭), 4/4 time signature. Four measures of chord shells without the root: Cm7, F7, B♭maj7, and E♭maj7. Below the staff is a tablature for the guitar with strings T, A, B and fret numbers 8, 8, 8, 8 for Cm7; 8, 7, 8, 8 for F7; 7, 7, 6, 8 for B♭maj7; and 7, 5, 6, 6 for E♭maj7.

Aø

D7

Gm6

Gm6

Musical notation for Example 2, second row. Treble clef, key signature of two flats (B♭, E♭), 4/4 time signature. Four measures of chord shells without the root: Aø, D7, Gm6, and Gm6. Below the staff is a tablature for the guitar with strings T, A, B and fret numbers 5, 5, 5, 5 for Aø; 5, 4, 5, 5 for D7; 3, 2, 3, 3 for Gm6; and 3, 2, 3, 3 for Gm6.

Empty musical notation for Example 2, third row. Treble clef, key signature of two flats (B♭, E♭), 4/4 time signature. Four measures of empty staff. Below the staff is an empty tablature for the guitar with strings T, A, B.

Example 3 - Melody adding the B string

Cm7 **F7**

TAB

8	6	8	8	8	10
8	8	8	7	7	7
8	8	8	7	7	7

Bbmaj7 **Ebmaj7**

TAB

7	6	8	7	6	8
7	7	7	5	5	5
7	7	7	5	5	5

Aø **D7**

TAB

5	3	4	6	5	3	4	6
5	5	5	5	4	5	5	5
5	5	5	5	4	4	4	4

Gm6

TAB

3	1	3	5
2	3	3	3
2	2	2	2

Example 4 - Comping Example using the extra melody notes

Cm7 **F7** **Bbmaj7** **Ebmaj7**

TAB

8	8	6	8	8	6	8	8
8	8	8	8	8	7	7	7
8	8	8	8	7	7	7	7

Aø **D7** **Gm6**

TAB

5	3	4	6	4	6	3	1	3	5	5	3
5	5	5	5	5	5	3	3	3	3	3	3
5	5	5	4	4	4	2	2	2	2	2	2

Example 5 - Adding the High E string

Cm7

Musical notation for Cm7 chord progression. The staff shows a sequence of chords: Cm7, Cm7, Cm7, Cm7, Cm7, Cm7, Cm7. The tablature below shows the fingerings for each chord across the strings.

T	8	6	8	11	8	10	11
A	8	8	8	8	8	8	8
B	8	8	8	8	8	8	8

F7

Musical notation for F7 chord progression. The staff shows a sequence of chords: F7, F7, F7, F7, F7, F7, F7. The tablature below shows the fingerings for each chord across the strings.

T	8	6	8	10	8	10	11
A	7	7	7	8	7	7	7
B	7	7	7	8	7	7	7

Bbmaj7

Musical notation for Bbmaj7 chord progression. The staff shows a sequence of chords: Bbmaj7, Bbmaj7, Bbmaj7, Bbmaj7, Bbmaj7, Bbmaj7, Bbmaj7. The tablature below shows the fingerings for each chord across the strings.

T	7	6	8	5	6	8	
A	7	7	7	7	6	6	
B	7	7	7	7	7	7	

Ebmaj7

Musical notation for Ebmaj7 chord progression. The staff shows a sequence of chords: Ebmaj7, Ebmaj7, Ebmaj7, Ebmaj7, Ebmaj7, Ebmaj7, Ebmaj7. The tablature below shows the fingerings for each chord across the strings.

T	7	6	8	5	6	8	
A	5	7	7	7	6	6	
B	5	5	5	5	7	7	

Aø

Musical notation for Aø chord progression. The staff shows a sequence of chords: Aø, Aø, Aø, Aø, Aø, Aø, Aø. The tablature below shows the fingerings for each chord across the strings.

T	5	3	4	6	3	5	
A	5	5	5	5	4	4	
B	5	5	5	5	5	5	

D7

Musical notation for D7 chord progression. The staff shows a sequence of chords: D7, D7, D7, D7, D7, D7, D7. The tablature below shows the fingerings for each chord across the strings.

T	5	3	4	6	3	5	
A	4	5	5	5	4	4	
B	4	4	4	4	5	5	

Gm6

Musical notation for Gm6 chord progression. The staff shows a sequence of chords: Gm6, Gm6, Gm6, Gm6, Gm6, Gm6, Gm6. The TAB below shows the fretting for each chord: 3 2, 1 2, 3 2, 5 2, 3 2, 5 2, 6 2.

Example 6 - Comping Example

Cm7

F7

B♭maj7

E♭maj7

Musical notation for Example 6 - Comping Example. The staff shows a sequence of chords: Cm7, Cm7, Cm7, F7, F7, F7, B♭maj7, B♭maj7, B♭maj7, E♭maj7, E♭maj7, E♭maj7. The TAB below shows the fretting for each chord: 6 8, 8 8, 10 8, 6 7, 8 7, 6 7, 8 6, 6 7, 8 6, 8 6, 6 7, 6 7.

Aø

D7

Gm6

Musical notation for Aø, D7, Gm6 chord progression. The staff shows a sequence of chords: Aø, Aø, Aø, D7, D7, D7, Gm6, Gm6, Gm6, Gm6, Gm6, Gm6. The TAB below shows the fretting for each chord: 4 5, 3 5, 4 5, 3 5, 6 5, 5 4, 5 4, 5 4, 5 3, 3 3, 5 3, 3 3, 1 3, 3 3, 5 3, 3 3.

Extra Chorus

Cm7

F7

B♭maj7

E♭maj7

Musical notation for Extra Chorus. The staff shows a sequence of chords: Cm7, Cm7, Cm7, F7, F7, F7, B♭maj7, B♭maj7, B♭maj7, E♭maj7, E♭maj7, E♭maj7. The TAB below shows the fretting for each chord: 8 10, 8 8, 6 6, 6 7, 8 7, 8 6, 6 6, 6 7, 8 7, 6 6, 6 7, 8 7.

Aø

D7

Gm6

Musical notation for Aø, D7, Gm6 chord progression. The staff shows a sequence of chords: Aø, Aø, Aø, D7, D7, D7, Gm6, Gm6, Gm6, Gm6, Gm6, Gm6. The TAB below shows the fretting for each chord: 4 5, 3 5, 6 5, 4 4, 5 4, 5 4, 5 3, 3 3, 5 3, 3 3, 5 3, 3 3, 5 3, 3 3.