

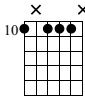
How To Solo Over Chord Changes The Right Way

www.jenslarsen.nl

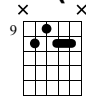
Standard tuning

♩ = 120

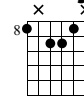
Dm7



G7(9)



Cmaj7



Musical notation for the first three chords. The top staff shows the treble clef with a 4/4 time signature. The bottom staff shows the guitar tablature for each chord.

Example 2 - C Major Scale

Musical notation for the C Major scale. The top staff shows the treble clef with a 4/4 time signature. The bottom staff shows the guitar tablature with fret numbers: 7-8-10, 7-8-10, 7-9, 10-7-9-10, 8-10-7-8, 10.

Example 3 - Hearing the Target Note

Dm7

G7

Musical notation for Example 3. The top staff shows the treble clef with a 4/4 time signature. The bottom staff shows the guitar tablature with fret numbers: 10, 12, 10, 10, 13, 12.

Example 4 - 3 || V I lines with target notes B on G7 (and E on Cmaj7)

Dm7

G7

Cmaj7

Musical notation for Example 4. The top staff shows the treble clef with a 4/4 time signature. The bottom staff shows the guitar tablature with fret numbers: 12, 10, 9, 12, 10, 10, 13, 10, 12, 12, 10, 12, 10, 9.

Dm7

G7

Cmaj7

Musical notation for Example 4. The top staff shows the treble clef with a 4/4 time signature. The bottom staff shows the guitar tablature with fret numbers: 9, 11, 12, 9, 10, 10, 10, 13, 12, 10, 13, 10, 11, 12.

Dm7 **G7** **Cmaj7**

T
A
B

10 12 10 9 12 10 10 13 | 12 12 11 10 12 | 9

Example 5 - Target note F#

Cmaj7 **D7(#11)**

T
A
B

10 9 8 7 10 8 10 8 | 7

Example 6 - Target note G#

Cmaj7 **D7(#11)**

T
A
B

7 10 9 7 10 7 9 8 | 9