

How To Use Arpeggios In Jazz - Important Skills

www.jenslarsen.nl

Standard tuning

♩ = 120

Example 1 - C major scale

T
A
B

8 10 7 8 10 7 9 10 | 7 9 10 8 10 7 8

Example 2 - Diatonic 7th chords in a C major scale

Cmaj7 Dm7 Em7 Fmaj7 G7 Am7 Bø Cmaj7 Dm7 Em7

T
A
B

8 7-10 9 10 8 7-10 | 7-10 9 7 7-10 9 | 10 9 7-10 7-10 9 8 | 9 7-10 10 9 8 7 | 7-10 10 8 8 7-10 | 7-10 10 9 8 7-10 | 7-10 10 9 8 7-10 | 7-10 10 9 8 7-10 | 7-10 10 9 8 7-10 | 7-10 10 9 8 7-10

Example 3 - Cmaj7 line using arpeggio and scale passing notes

Cmaj7

T
A
B

10 7 9 8 7 8 10 7 | (7)

Example 4 - Cmaj7 line using arpeggio and scale passing notes

Cmaj7

T
A
B

9 7 10 9 8 10 7 8 | (8)


Example 5 - Arpeggio Patterns

T
A
B

10 8 7-10 | 10 7 8 10 | 8 7-10 | 7 8 10 | 7 8 10 | 7-10 8 10

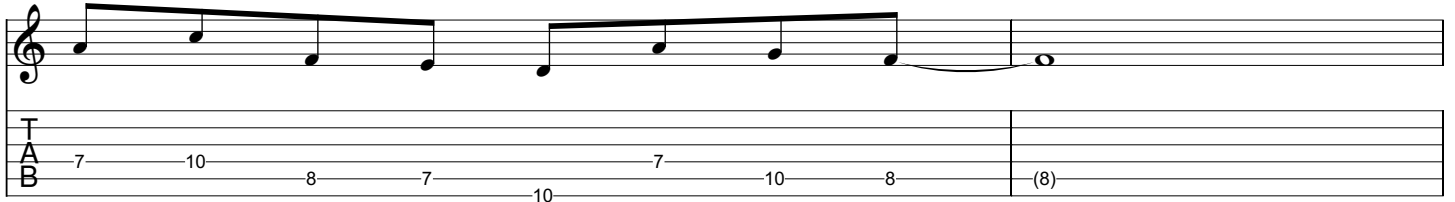
Example 6 - Dm7 lick using Arpeggio Patterns

Dm7




Example 7 - Dm7 lick using arpeggio patterns and diatonic passing notes

Dm7

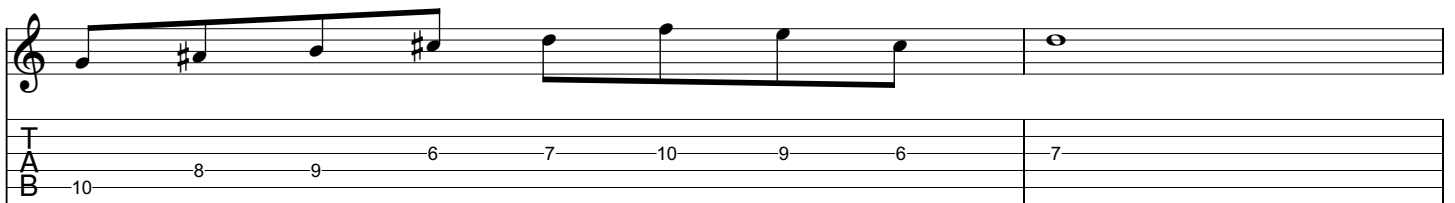


Example 8 - Basic chromatic leading note applied to the G7



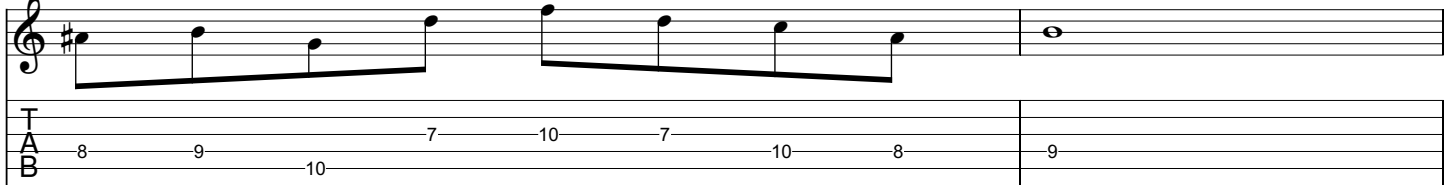
Example 9 - G7 line using chromatic passing notes

G7




Example 10 - G7 line using arpeggio patterns and chromaticism

G7



Example 11 - Inversions of Cmaj7



Example 11 - Octave displacement exercise

T
A
B 10 7 8 7 9 8 7 10 10 7 10 9 10 9 10 9 10 9 8 8 9 8 7

Example 12 - Cmaj7 lick using Octave displacement

T
A
B 8 9 8 7 10 8 9 7 (7)

Example 13 - Cmaj7 inversion with leading notes

T
A
B 6 7 10 9 10 9 8 7 10