

# Chord Fills and a Great Pentatonic Trick on the guitar

Jens Larsen

Standard tuning

♩ = 120

Example 1

**Dm7** **G7** **Cmaj7**

1 2 3

c.guit.

T 7 10 8 8 10 12 11 9 8 10 5 8 3 5 0  
 A 7 9 9 8 8 10 9 10 9 10 7 8 4 5 2  
 B 8 10 7 10 10 9 9 9 8 9 7 5 2

**Dm7**

4

T 7 9 8 10 8 10 12  
 A 7 9 9 10 8 10 10  
 B 8 10 7 10 7 10 10

**G7alt**

5 6

T 11 9 11 10 10 8  
 A 9 9 10 9 9 8  
 B 9 10 9 9 9 8

**Cmaj7**

6 7

T 3 0 5 3 8 5 10 8 12 10 15 12  
 A 2 2 4 4 7 9 9 10 12 12 14 14  
 B 2 2 5 5 7 9 9 9 12 12 14 14

8 9

T  
A  
B

Example 2

Dm7

G7

Cmaj7

T 6 5 3 8 7 6 | 11 10 9 14 12 12 | 15 14 12 10 12 12 | 10 9 9

A 5 5 7 7 | 9 9 13 13 | 14 14 12 12 | 9 9 9

B 5 7 7 | 9 13 13 | 14 14 12 12 | 9 9 9

Dm7

T 13 14 15 10 12 13 | 8 10 10 6 7 8 | 3 5 6 1 2 3

A 14 15 12 12 | 10 10 7 7 | 5 5 3 3

B 15 12 12 | 10 7 7 | 5 5 3 3

T 4 4 2 8 4 6 | 11 10 9 14 10 12 | 16 15 15 14

A 3 3 6 6 | 9 9 9 9 9 9 | 15 15 15 14

B 3 6 6 | 9 9 9 9 9 9 | 15 15 15 14

T 15 12 10 12 10 8 5 8 | 5 3 0 3

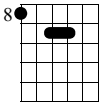
A 14 14 12 12 9 9 7 7 | 4 4 2 2

B 14 14 12 12 9 9 7 7 | 5 5 2 2

Pentatonic 1

Cmaj7

x xx



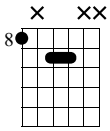
T 9 9 12 10 12 10 12 | 10 8 8 8

A 9 9 12 9 9 9 9 | 8 8 8 8

B 8 10 9 9 9 9 9 | 8 8 8 8

Pentatonic 2

**Cmaj7**

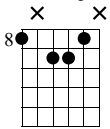


Musical notation for Pentatonic 2, measures 24-25. The treble clef staff shows a sequence of chords and notes. The bass clef staff shows fret numbers for strings T, A, and B.

T	9	7	9	8	10	7	10	12	12	12
A	9	7	9	7	7	8	8	12	12	12
B	8	7	7	7	7	7	7	8	8	8

Pentatonic 3

**Cmaj7**



Musical notation for Pentatonic 3, measures 26-28. The treble clef staff shows a sequence of chords and notes with triplets. The bass clef staff shows fret numbers for strings T, A, and B.

T	8	8	10	12	10	7	9	8	4	7	5
A	9	9	9	12	10	7	9	8	4	7	7
B	8	8	9	12	7	7	9	5	5	7	9
	8										8

Not Used

**Dm7**

**G7**

**Cmaj7**

Musical notation for 'Not Used', measures 29-31. The treble clef staff shows a sequence of chords and notes with triplets. The bass clef staff shows fret numbers for strings T, A, and B. A 'let ring' instruction is present at the end of measure 31.

T	7	8	6	5	8	9	6	4	7	5
A	7	9	5	6	8	6	4	4	5	5
B	8	7	7	5	5	9	3	3	5	7