

# 3-note Jazz Chords

This is why and How To Use Them

Jens Larsen

Standard tuning

♩ = 120

## Example 1

el.guit.

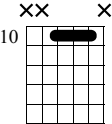
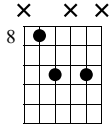


	<b>Dm7</b> x x x	<b>G7(b9)</b> x x x	<b>Cmaj7</b> x x x
	10	9	8
	1	2	3
	T A B	T A B	T A B
	10 10 10 10	9 10 9 10	8 9 9 8

## Example 2

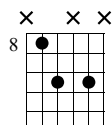
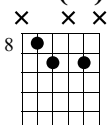
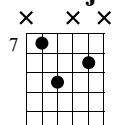



	<b>Dm7</b> xx x	<b>G7(b9)</b> xx x	<b>Cmaj7</b> xx x
	10	9	8
	4	5	6
	T A B	T A B	T A B
	10 10 10	9 10 9	8 9 9

	<b>Dm7</b> xx x	<b>G7(b9)</b> xx x	<b>Cmaj7</b> xx x
	13	12	12
	7	8	9
	T A B	T A B	T A B
	13 14 15	12 13 15	12 12 14

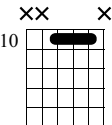
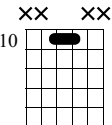
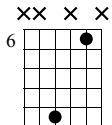
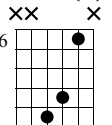




Example 3

<p><b>Dm7</b></p> 	<p><b>Dm7</b></p> 
	
<p>T 10</p> <p>A 10</p> <p>B 10</p>	<p>10</p> <p>10</p> <p>8</p>

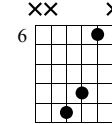
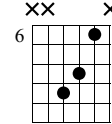
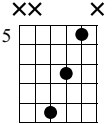



Example 4

<p><b>Dm7</b></p> 	<p><b>G7(b9)</b></p> 	<p><b>CMaj7</b></p> 
		
<p>T 10</p> <p>A 10</p> <p>B 8</p>	<p>9</p> <p>9</p> <p>8</p>	<p>8</p> <p>9</p> <p>7</p>

Example 5

<p><b>Dm7</b></p> 	<p><b>Dm7</b></p> 	<p><b>Dm7</b></p> 	<p><b>Dm7(9)</b></p> 
			
<p>T 10</p> <p>A 10</p> <p>B 10</p>	<p>10</p> <p>10</p>	<p>6</p> <p>10</p>	<p>6</p> <p>9</p> <p>10</p>

Example 6

<p><b>Dm7(9)</b></p> 	<p><b>G7(b13)</b></p> 	<p><b>Cmaj7(9)</b></p> 
		
<p>T 6</p> <p>A 9</p> <p>B 10</p>	<p>6</p> <p>8</p> <p>9</p>	<p>5</p> <p>7</p> <p>9</p>

Example 7 - Diatonic Quartal Voicings in C

T	3	5	6	8	10	12	13	15
A	2	4	5	7	9	10	12	14
B	2	3	5	7	9	10	12	14

Example 8 - Diatonic Quartal Voicings in Ab melodic minor (G Altered)

T	2	4	6	8	9	11	12	14
A	1	3	4	6	8	10	12	13
B	1	3	5	6	8	9	11	13

Example 9

**Dm7**  
xx x

**G7alt**  
xx x

**Cmaj7**  
xx x

T	6	8	6	9	(9)	11	8	10
A	5	7	5	8	(8)	10	7	9
B	5	7	5	8	(8)	9	7	9

Example 10

**Fmaj7**  
xx x

**G7**  
xx x

**Am7**  
xx x

**Bø**  
xx x

**Cmaj7**  
xx x

**Dm7**  
xx x

**Em7**  
xx x

**Fmaj7**  
xx x

T	5	6	8	10	12	13	15	17
A	2	4	5	7	9	10	12	14
B	3	5	7	9	10	12	14	15

Example 11

**Fø**  
xx x

**Gø**  
xx x

**AbmMaj7**  
xx x

**Bbm7**  
xx x

**Bmaj7**  
xx x

**Db7**  
xx x

**Eb7**  
xx x

**Fø**  
xx x

T	4	6	8	9	11	12	14	16
A	1	3	4	6	8	10	12	13
B	3	5	6	8	9	11	13	15

Example 12

**Dm7**  
xx x

**G7alt**  
xx x  
4

**Cmaj7**  
xx x  
9

T	5	8	8	(8)	11	12	10	8	(8)
A	2	5	4	(4)	8	9	7	5	(5)
B	3	7	6	(6)	9	10	9	7	(7)

Example 13 - Explanation of the Interval Structure

**Cmaj7**  
xxx  
5

**Cmaj7(9)**  
xxx  
3

T	7	7
A	5	3
B	5	5

Example 14 - Voicings through C major Scale

T	5	7	8	10	12	13	15	17
A	1	3	5	6	8	10	12	13
B	4	5	7	9	10	12	14	16

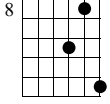
Example 15 - Voicings through Ab melodic minor scale

T	6	7	9	11	13	15	16	18
A	2	4	6	8	9	11	12	14
B	4	6	8	10	12	13	15	16

Example 16

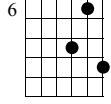
**Dm7**

xxx



**G7alt**

xxx



**Cmaj7**

xxx

